

TEMPLE COLLEGE
BOARD OF TRUSTEES QUARTERLY INVESTMENT REPORT
2nd Quarter FY 2019

	Interest Rate	Book/Market Value 11/30/2018	Receipts	Interest Earnings	Distributions	Book/Market Value 2/28/2019
<u>Cash and Cash Equivalents</u>						
BBVA Compass - Money Market	0.75%	\$20,000	\$3,188,083	\$259	\$2,339,668	\$868,674
BBVA Compass - Operating Account	0.00%	\$839,975	\$20,796,355	\$0	\$20,464,033	\$1,172,297
BBVA Compass - Student Refund Account	0.00%	\$104,634	\$3,134,755	\$0	\$3,212,589	\$26,800
BBVA Compass - Federal Funds Account	0.00%	\$237,632	\$6,288,373	\$0	\$6,284,685	\$241,320
BBVA Compass - Payroll Account	0.00%	\$500	\$4,207,915	\$0	\$4,207,915	\$500
BBVA Compass - Plant Account	0.00%	\$45,566	\$955,084	\$0	\$948,634	\$52,016
Petty Cash	0.00%	\$3,716	\$0	\$0	\$54	\$3,662
Subtotal Cash and Cash Equivalents		\$1,252,023	\$38,570,565	\$259	\$37,457,578	\$2,365,269
<u>Cash in Investment Pools</u>						
TexasClass (MBIA) - Bond Reserves	2.63%	\$4,255,146	\$1,732,620	\$28,802	\$462,859	\$5,553,709
TexasClass (MBIA) - Building Improvement Funds	2.63%	\$7,401,556	\$0	\$48,132	\$216,000	\$7,233,688
TexasClass (MBIA) - Operating Account	2.63%	\$10,914,717	\$8,421,269	\$67,702	\$8,432,619	\$10,971,069
TexasClass (MBIA) - Board of Trustees Fund	2.63%	\$2,042,063	\$0	\$13,061	\$0	\$2,055,124
Texpool - Building Improvement Funds	2.39%	\$1,002	\$0	\$6	\$0	\$1,008
Texpool - Operating Account	2.39%	\$1,002	\$0	\$6	\$0	\$1,008
Subtotal Cash in Investment Pools		\$24,615,486	\$10,153,889	\$157,709	\$9,111,478	\$25,815,606
<u>Cash Invested in Certificates of Deposit</u>						
BBVA Compass Bank - 24 mo. CD (04/11/2020)	2.40%	\$1,000,000	\$0	\$0	\$0	\$1,000,000
BBVA Compass Bank - 24 mo. CD (10/19/2020)	2.90%	\$1,000,000	\$0	\$0	\$0	\$1,000,000
First United Bank - 24 mo. CD (10/11/19)	1.54%	\$1,500,000	\$0	\$0	\$0	\$1,500,000
MBS	3.00%	\$1,500,000	\$0	\$0	\$0	\$1,500,000
Raymond James	0.50%	\$1,000,207	\$0	\$0	\$0	\$1,000,207
Subtotal Cash Invested in Certificates of Deposit		\$5,494,207	\$0	\$2,482	\$2,482	\$5,494,207

Investments in Long-Term Securities

(none)

Subtotal Operating Funds Invested in Securities	\$0	\$0	\$0	\$0	\$0
Total Cash, Cash Equivalents and Investments	<u>\$31,361,716</u>	<u>\$48,724,454</u>	<u>\$160,450</u>	<u>\$46,571,538</u>	<u>\$33,675,082</u>

This schedule is in compliance with the Public Funds Investment Act and the Investment Policy of Temple College

Signed:



VP Administrative Services/CFO

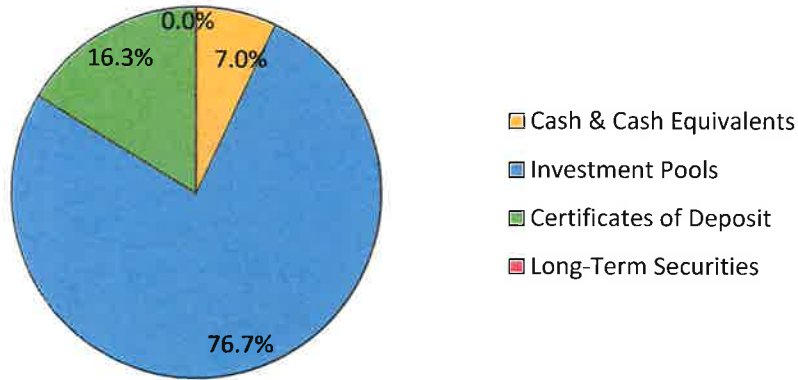


AVP Finance

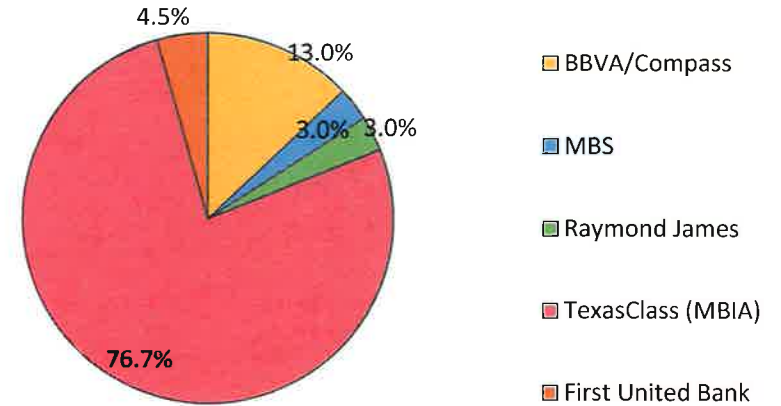


Director of Accounting

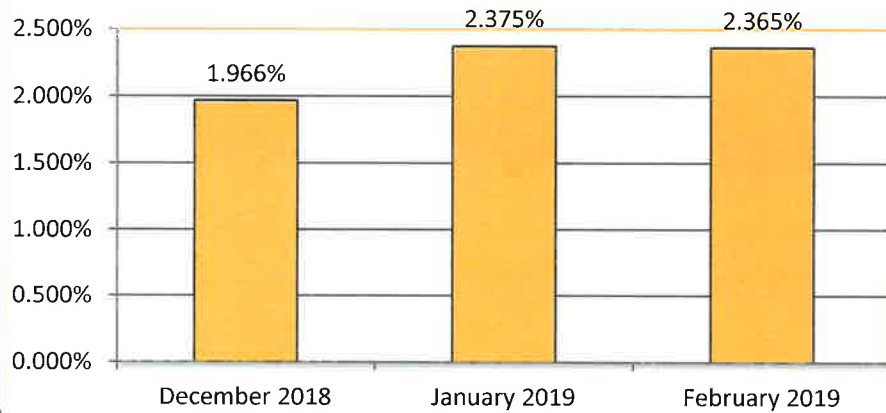
INVESTMENTS BY CLASSIFICATION



VENDOR DIVERSIFICATION



AVERAGE RATE OF RETURN



OPERATING vs RESTRICTED FUNDS

