


TEMPLE COLLEGE
BOARD OF TRUSTEES QUARTERLY INVESTMENT REPORT
1st Quarter FY 2019

	Interest Rate	Book/Market Value 8/31/2018	Receipts	Interest Earnings	Distributions	Book/Market Value 11/30/2018
<u>Cash and Cash Equivalents</u>						
BBVA Compass - Money Market	0.75%	\$23,319	\$6,141,424	\$200	\$6,144,943	\$20,000
BBVA Compass - Operating Account	0.00%	\$1,520,120	\$25,737,070	\$0	\$26,417,215	\$839,975
BBVA Compass - Student Refund Account	0.00%	\$58,325	\$3,417,961	\$0	\$3,371,652	\$104,634
BBVA Compass - Federal Funds Account	0.00%	\$239,623	\$7,622,591	\$0	\$7,624,582	\$237,632
BBVA Compass - Payroll Account	0.00%	\$500	\$4,385,585	\$0	\$4,385,585	\$500
BBVA Compass - Plant Account	0.00%	\$24,059	\$1,318,781	\$0	\$1,297,274	\$45,566
Petty Cash	0.00%	\$3,807	\$0	\$0	\$91	\$3,716
Subtotal Cash and Cash Equivalents		\$1,869,753	\$48,623,412	\$200	\$49,241,342	\$1,252,023
<u>Cash in Investment Pools</u>						
TexasClass (MBIA) - Bond Reserves	2.42%	\$2,613,996	\$1,658,368	\$16,017	\$33,235	\$4,255,146
TexasClass (MBIA) - Building Improvement Funds	2.42%	\$7,202,203	\$305,092	\$44,261	\$150,000	\$7,401,556
TexasClass (MBIA) - Operating Account	2.42%	\$6,183,800	\$11,453,142	\$51,142	\$6,773,367	\$10,914,717
TexasClass (MBIA) - Board of Trustees Fund	2.42%	\$2,030,166	\$0	\$11,897	\$0	\$2,042,063
Texpool - Building Improvement Funds	2.20%	\$1,031	\$0	\$6	\$35	\$1,002
Texpool - Operating Account	2.20%	\$1,031	\$0	\$6	\$35	\$1,002
Subtotal Cash in Investment Pools		\$18,032,227	\$13,416,602	\$123,329	\$6,956,672	\$24,615,486
<u>Cash Invested in Certificates of Deposit</u>						
BBVA Compass Bank - 24 mo. CD (04/11/2020)	2.40%	\$1,000,000	\$0	\$0	\$0	\$1,000,000
BBVA Compass Bank - 24 mo. CD (10/19/2020)	2.90%	\$0	\$1,000,000	\$0	\$0	\$1,000,000
Central National Bank - 24 mo. CD (10/17/2018)	1.21%	\$1,046,682	\$0	\$3,228	\$1,049,910	\$0
Central National Bank - 24 mo. CD (10/17/2018)	1.21%	\$1,038,859	\$0	\$3,204	\$1,042,063	\$0
First United Bank - 24 mo. CD (10/11/19)	1.54%	\$1,500,000	\$0	\$0	\$0	\$1,500,000
MBS	3.00%	\$0	\$994,000	\$0	\$0	\$994,000
Raymond James	0.50%	\$1,017,871	\$0	\$0	\$17,664	\$1,000,207


Subtotal Cash Invested in Certificates of Deposit	\$5,603,412	\$1,994,000	\$6,432	\$2,109,637	\$5,494,207
<u>Investments in Long-Term Securities</u>					
(none)					
Subtotal Operating Funds Invested in Securities	\$0	\$0	\$0	\$0	\$0
Total Cash, Cash Equivalents and Investments	<u>\$25,505,392</u>	<u>\$64,034,014</u>	<u>\$129,961</u>	<u>\$58,307,651</u>	<u>\$31,361,716</u>

This schedule is in compliance with the Public Funds Investment Act and the Investment Policy of Temple College

Signed:



VP Administrative Services/CFO

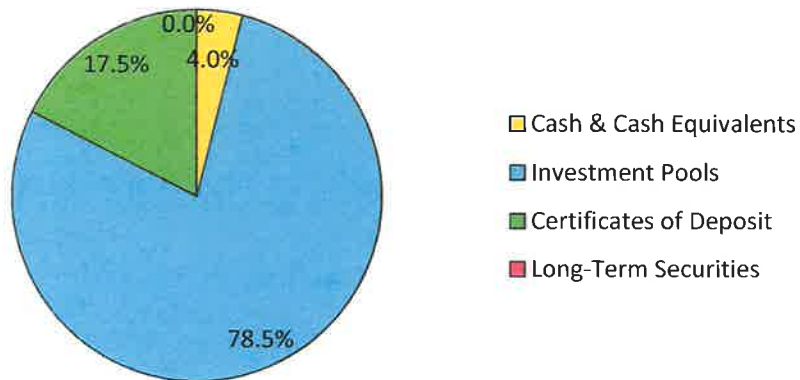


AVP Finance

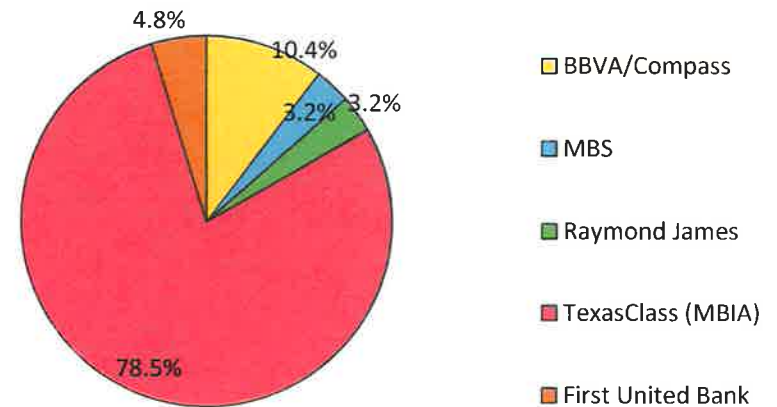


Director of Accounting

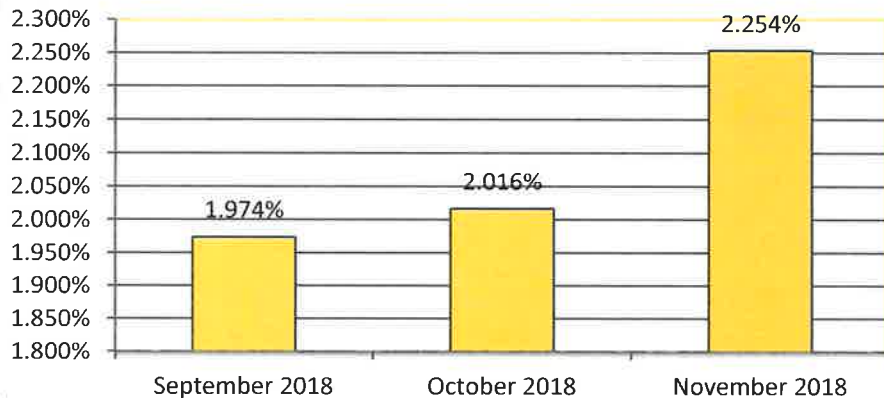
INVESTMENTS BY CLASSIFICATION



VENDOR DIVERSIFICATION



AVERAGE RATE OF RETURN



OPERATING vs RESTRICTED FUNDS

