

TEMPLE COLLEGE
BOARD OF TRUSTEES QUARTERLY INVESTMENT REPORT
1st Quarter FY 2018

	Interest Rate	Book/Market Value 8/31/2017	Receipts	Interest Earnings	Distributions	Book/Market Value 11/30/2017
<u>Cash and Cash Equivalents</u>						
BBVA Compass - Money Market	0.75%	\$1,000	\$5,934,642	\$147	\$4,789,970	\$1,145,819
BBVA Compass - Operating Account	0.00%	\$2,701,711	\$22,381,625	\$0	\$24,275,540	\$807,796
BBVA Compass - Student Refund Account	0.00%	\$36,995	\$2,573,124	\$0	\$2,477,527	\$132,592
BBVA Compass - Federal Funds Account	0.00%	\$250,000	\$8,292,449	\$0	\$8,312,668	\$229,781
BBVA Compass - Payroll Account	0.00%	\$1,422	\$4,374,736	\$0	\$4,375,136	\$1,022
BBVA Compass - Plant Account	0.00%	\$56,824	\$1,501,925	\$0	\$682,126	\$876,623
Petty Cash	0.00%	\$3,807	\$0	\$0	\$138	\$3,669
Subtotal Cash and Cash Equivalents		\$3,051,759	\$45,058,501	\$147	\$44,913,105	\$3,197,302
<u>Cash in Investment Pools</u>						
TexasClass (MBIA) - Bond Reserves	1.30%	\$2,333,409	\$563,939	\$8,099	\$20,374	\$2,885,073
TexasClass (MBIA) - Building Improvement Funds	1.30%	\$7,679,102	\$457,612	\$24,954	\$170,000	\$7,991,668
TexasClass (MBIA) - Operating Account	1.30%	\$5,343,739	\$7,150,657	\$24,419	\$2,507,139	\$10,011,676
TexasClass (MBIA) - Board of Trustees Fund	1.30%	\$1,995,306	\$0	\$6,327	\$0	\$2,001,633
Texpool - Building Improvement Funds	1.05%	\$1,006	\$10	\$3	\$0	\$1,019
Texpool - Operating Account	1.05%	\$1,006	\$10	\$3	\$0	\$1,019
Subtotal Cash in Investment Pools		\$17,353,568	\$8,172,228	\$63,805	\$2,697,513	\$22,892,088
<u>Cash Invested in Certificates of Deposit</u>						
FirstUnited Bank	1.54%	\$0	\$1,500,000	\$0	\$0	\$1,500,000
Central National Bank - 24 mo. CD (10/17/2018)	1.21%	\$1,030,560	\$0	\$2,936	\$0	\$1,033,496
Central National Bank - 24 mo. CD (10/17/2018)	1.21%	\$1,026,384	\$0	\$3,130	\$0	\$1,029,514
Central National Bank - 24 mo. CD (4/11/2018)	1.13%	\$1,034,113	\$0	\$3,154	\$0	\$1,037,267
Union State Bank of Texas - 24 mo. CD (10/11/2017)	0.75%	\$1,486,839	\$0	\$2,811	\$1,489,650	\$0
Raymond James	0.50%	\$1,006,467	\$0	\$0	\$0	\$1,006,467

Subtotal Cash Invested in Certificates of Deposit	\$5,584,363	\$1,500,000	\$12,031	\$1,489,650	\$5,606,744
<u>Investments in Long-Term Securities</u> (none)					
Subtotal Operating Funds Invested in Securities	\$0	\$0	\$0	\$0	\$0
Total Cash, Cash Equivalents and Investments	<u>\$25,989,690</u>	<u>\$54,730,729</u>	<u>\$75,983</u>	<u>\$49,100,268</u>	<u>\$31,696,134</u>

This schedule is in compliance with the Public Funds Investment Act and the Investment Policy of Temple College

Signed:

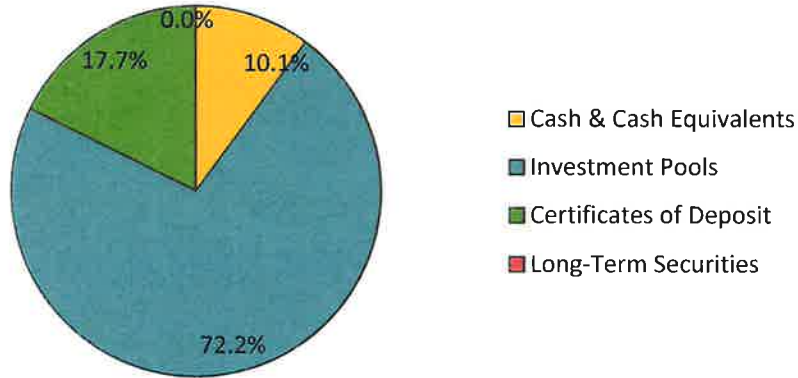


CFO/Sr. VP for Finance and Administrative Services

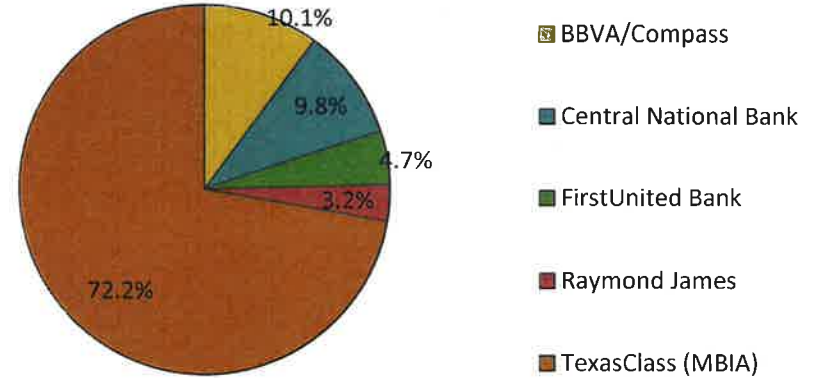


Director of Accounting

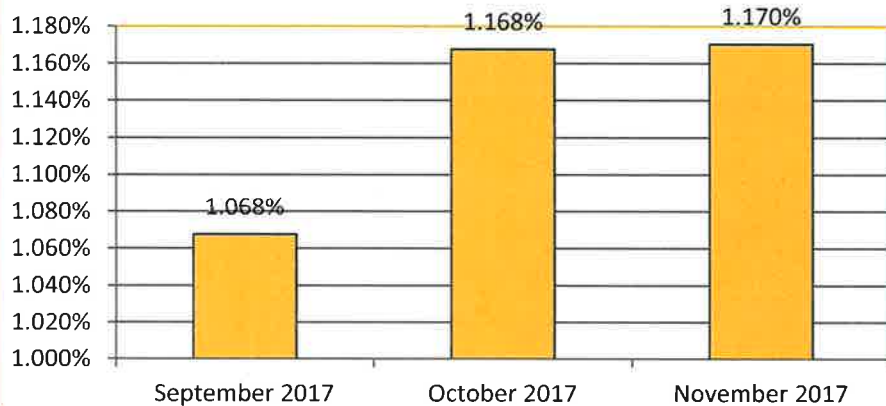
INVESTMENTS BY CLASSIFICATION



VENDOR DIVERSIFICATION



AVERAGE RATE OF RETURN



OPERATING vs RESTRICTED FUNDS

