

MEMORANDUM



Office of the Vice President for Administrative Services

To: Dr. Barron &
Board of Trustees

From: Dr. Van D. Miller

Date: January 12, 2017

Re: Public Funds Investment Act Disclosure, First Quarter Report, FY 2017

The attached investment report for the quarter of September – November 2016 is provided as required by the Public Funds Investment Act, Government Code, Chapter 2256. The College employs a “buy-and-hold” philosophy for investments that mitigates temporary price volatility. The bulk of College operating funds are in government pools that invest in short-term U.S. Treasury and government agency securities, including repurchase agreements collateralized by U.S. Treasury Securities. The weighted average maturities of the pools cannot exceed 60 days. These pools, e.g. TexPool, are managed conservatively to provide a safe, efficient, and liquid investment for Texas governments. Over the past couple of years, collateralized CD’s have been purchased in an effort to increase investment yield, while maintaining minimal risk.

TEMPLE COLLEGE
BOARD OF TRUSTEES QUARTERLY INVESTMENT REPORT
1st Quarter FY 2017

	Interest Rate	Book/Market Value 8/31/2016	Receipts	Interest Earnings	Distributions	Book/Market Value 11/30/2016
<u>Cash and Cash Equivalents</u>						
BBVA Compass - Money Market	0.58%	\$1,000	\$5,487,976	\$186	\$5,482,887	\$6,275
BBVA Compass - Operating Account	0.00%	\$3,030,272	\$21,290,774	\$0	\$23,516,750	\$804,296
BBVA Compass - Student Refund Account	0.00%	\$48,118	\$4,308,454	\$0	\$4,295,001	\$61,571
BBVA Compass - Federal Funds Account	0.00%	\$249,900	\$8,892,150	\$0	\$8,905,810	\$236,240
BBVA Compass - Payroll Account	0.00%	\$557	\$4,701,252	\$0	\$4,701,239	\$570
BBVA Compass - Plant Account	0.00%	\$311,185	\$2,330,498	\$0	\$2,394,622	\$247,061
JPMorgan Chase - Operating Account	0.00%	\$628,336	\$2,269,515	\$0	\$2,796,222	\$101,629
JPMorgan Chase - Student Refund Account	0.00%	\$100	\$0	\$0	\$0	\$100
JPMorgan Chase - Federal Funds Account	0.00%	\$100	\$0	\$0	\$0	\$100
JPMorgan Chase - Payroll Account	0.00%	\$557	\$0	\$0	\$457	\$100
Petty Cash	0.00%	\$3,664	\$0	\$0	\$122	\$3,542
Subtotal Cash and Cash Equivalents		\$4,273,789	\$49,280,619	\$186	\$52,093,110	\$1,461,484
<u>Cash in Investment Pools</u>						
TexasClass (MBIA) - Bond Reserves	0.90%	\$2,053,036	\$1,192,107	\$4,458	\$8,935	\$3,240,666
TexasClass (MBIA) - Building Improvement Funds	0.90%	\$8,826,273	\$10,936	\$17,157	\$417,003	\$8,437,363
TexasClass (MBIA) - Operating Account	0.90%	\$4,204,976	\$11,895,849	\$17,119	\$4,690,000	\$11,427,944
TexasClass (MBIA) - Board of Trustees Fund	0.90%	\$1,975,589	\$0	\$3,987	\$0	\$1,979,576
Texpool - Building Improvement Funds	0.40%	\$1,011	\$0	\$1	\$12	\$1,000
Texpool - Operating Account	0.40%	\$1,011	\$0	\$1	\$12	\$1,000
Subtotal Cash in Investment Pools		\$17,061,896	\$13,098,892	\$42,723	\$5,115,962	\$25,087,549
<u>Cash Invested in Certificates of Deposit</u>						
Central National Bank - 24 mo. CD (10/17/2018)	1.21%	\$0	\$1,024,810	\$0	\$0	\$1,024,810
Central National Bank - 24 mo. CD (10/17/2018)	1.21%	\$0	\$1,017,151	\$0	\$0	\$1,017,151
Central National Bank - 24 mo. CD (4/11/2018)	1.13%	\$1,018,997	\$0	\$2,902	\$0	\$1,021,899

Texas First State Bank - 24 mo. CD (11/14/2016)	0.85%	\$1,022,620	\$0	\$2,190	\$1,024,810	\$0
Texas First State Bank - 24 mo. CD (11/14/2016)	0.85%	\$1,014,976	\$0	\$2,175	\$1,017,151	\$0
Union State Bank of Texas - 24 mo. CD (10/11/2017)	0.75%	\$1,475,739	\$0	\$2,790	\$0	\$1,478,529
Raymond James	0.50%	\$1,001,275	\$0	\$0	\$0	\$1,001,275
Subtotal Cash Invested in Certificates of Deposit		\$5,533,607	\$2,041,961	\$10,057	\$2,041,961	\$5,543,664

Investments in Long-Term Securities

(none)

Subtotal Operating Funds Invested in Securities	\$0	\$0	\$0	\$0	\$0
--	------------	------------	------------	------------	------------

Total Cash, Cash Equivalents and Investments	<u>\$26,869,292</u>	<u>\$64,421,472</u>	<u>\$52,966</u>	<u>\$59,251,033</u>	<u>\$32,092,697</u>
---	----------------------------	----------------------------	------------------------	----------------------------	----------------------------

This schedule is in compliance with the Public Funds Investment Act and the Investment Policy of Temple College

Signed:

2



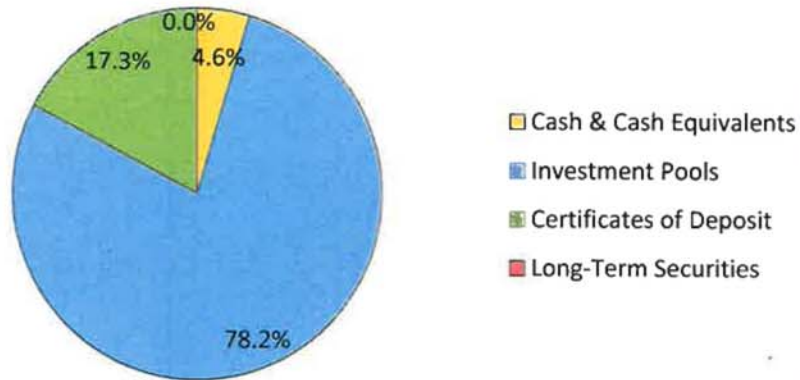
CFO/Sr. VP for Finance and Administrative Services



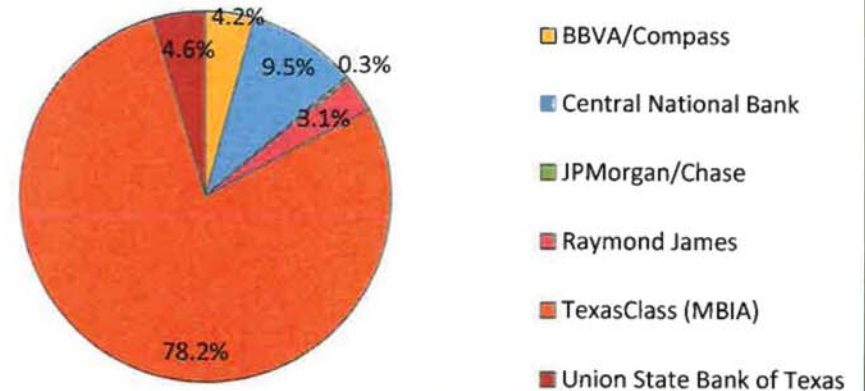
Director of Accounting

INVESTMENT REPORT - 1st Qtr FY2017

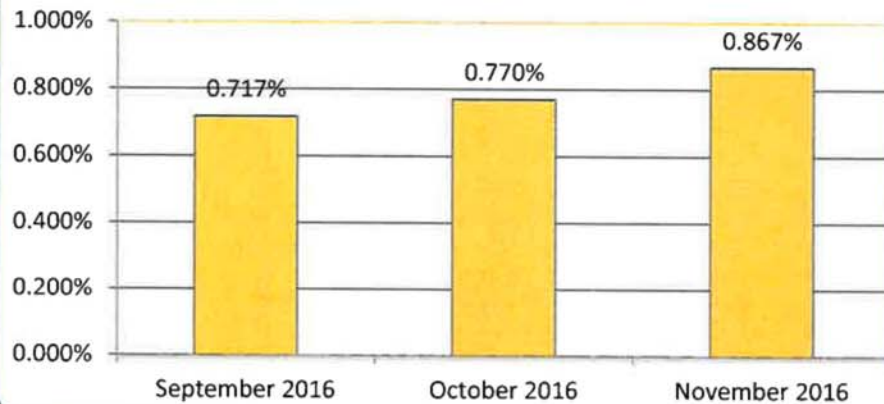
INVESTMENTS BY CLASSIFICATION



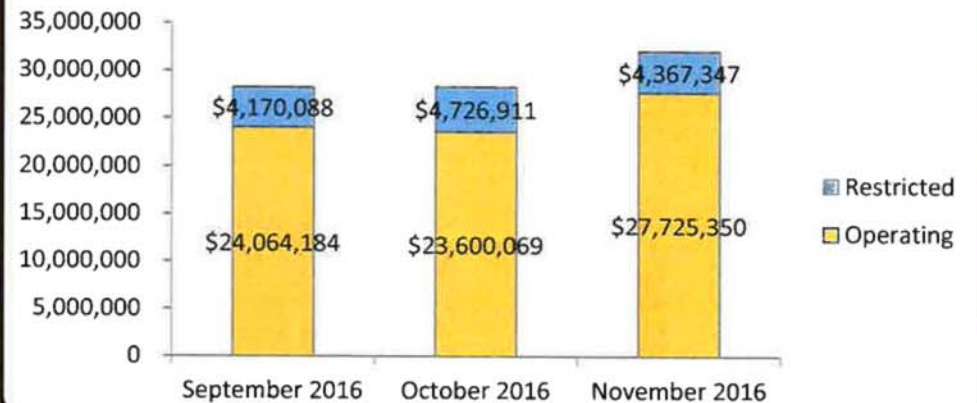
VENDOR DIVERSIFICATION



AVERAGE RATE OF RETURN



OPERATING vs RESTRICTED FUNDS



TEMPLE COLLEGE
BOARD OF TRUSTEES QUARTERLY INVESTMENT REPORT
2nd Quarter FY 2017

	Interest Rate	Book/Market Value 11/30/2016	Receipts	Interest Earnings	Distributions	Book/Market Value 2/28/2017
<u>Cash and Cash Equivalents</u>						
BBVA Compass - Money Market	0.82%	\$6,275	\$3,113,148	\$435	\$2,818,850	\$301,098
BBVA Compass - Operating Account	0.00%	\$804,296	\$20,857,273	\$0	\$20,265,775	\$1,395,794
BBVA Compass - Student Refund Account	0.00%	\$61,571	\$1,799,195	\$0	\$1,824,776	\$35,990
BBVA Compass - Federal Funds Account	0.00%	\$236,240	\$5,000,642	\$0	\$4,769,834	\$467,048
BBVA Compass - Payroll Account	0.00%	\$570	\$4,054,827	\$0	\$4,054,636	\$761
BBVA Compass - Plant Account	0.00%	\$247,061	\$1,691,259	\$0	\$1,720,073	\$218,247
JPMorgan Chase - Operating Account	0.00%	\$101,629	\$152,487	\$0	\$160,000	\$94,116
JPMorgan Chase - Student Refund Account	0.00%	\$100	\$0	\$0	\$0	\$100
JPMorgan Chase - Federal Funds Account	0.00%	\$100	\$0	\$0	\$0	\$100
JPMorgan Chase - Payroll Account	0.00%	\$100	\$0	\$0	\$0	\$100
Petty Cash	0.00%	\$3,542	\$314	\$0	\$108	\$3,748
Subtotal Cash and Cash Equivalents		\$1,461,484	\$36,669,145	\$435	\$35,614,052	\$2,517,012
<u>Cash in Investment Pools</u>						
TexasClass (MBIA) - Bond Reserves	0.97%	\$3,240,666	\$1,245,165	\$8,976	\$0	\$4,494,807
TexasClass (MBIA) - Building Improvement Funds	0.97%	\$8,437,364	\$2,965	\$18,805	\$1,967	\$8,457,167
TexasClass (MBIA) - Operating Account	0.97%	\$11,427,944	\$8,865,000	\$23,741	\$8,841,314	\$11,475,371
TexasClass (MBIA) - Board of Trustees Fund	0.97%	\$1,979,576	\$0	\$4,576	\$0	\$1,984,152
Texpool - Building Improvement Funds	0.56%	\$1,000	\$0	\$2	\$0	\$1,002
Texpool - Operating Account	0.56%	\$1,000	\$0	\$2	\$0	\$1,002
Subtotal Cash in Investment Pools		\$25,087,550	\$10,113,130	\$56,102	\$8,843,281	\$26,413,501
<u>Cash Invested in Certificates of Deposit</u>						
Central National Bank - 24 mo. CD (10/17/2018)	1.21%	\$1,024,810	\$0	\$3,126	\$0	\$1,027,936
Central National Bank - 24 mo. CD (10/17/2018)	1.21%	\$1,017,151	\$0	\$3,102	\$0	\$1,020,253
Central National Bank - 24 mo. CD (4/11/2018)	1.13%	\$1,021,899	\$0	\$2,911	\$0	\$1,024,810

Union State Bank of Texas - 24 mo. CD (10/11/2017)	0.75%	\$1,478,530	\$0	\$2,794	\$0	\$1,481,324
Raymond James	0.50%	\$1,001,275	\$0	\$0	\$0	\$1,001,275
Subtotal Cash Invested in Certificates of Deposit		\$5,543,665	\$0	\$11,933	\$0	\$5,555,598

Investments in Long-Term Securities

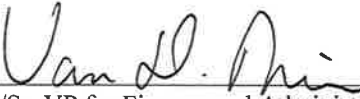
(none)


Subtotal Operating Funds Invested in Securities	\$0	\$0	\$0	\$0	\$0
--	------------	------------	------------	------------	------------

Total Cash, Cash Equivalents and Investments	<u>\$32,092,699</u>	<u>\$46,782,275</u>	<u>\$68,470</u>	<u>\$44,457,333</u>	<u>\$34,486,111</u>
---	----------------------------	----------------------------	------------------------	----------------------------	----------------------------

This schedule is in compliance with the Public Funds Investment Act and the Investment Policy of Temple College

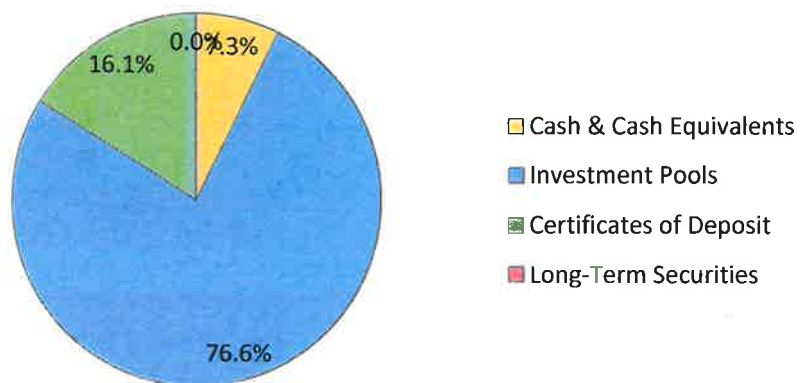
Signed:


CFO/Sr. VP for Finance and Administrative Services

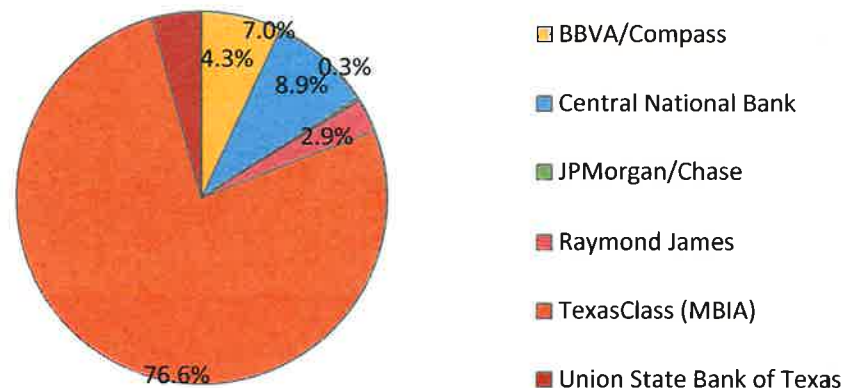

Director of Accounting

INVESTMENT REPORT - 2nd Qtr FY2017

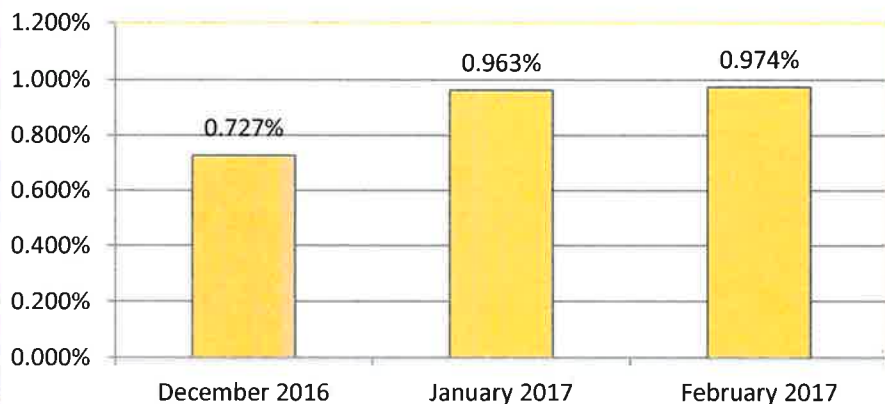
INVESTMENTS BY CLASSIFICATION



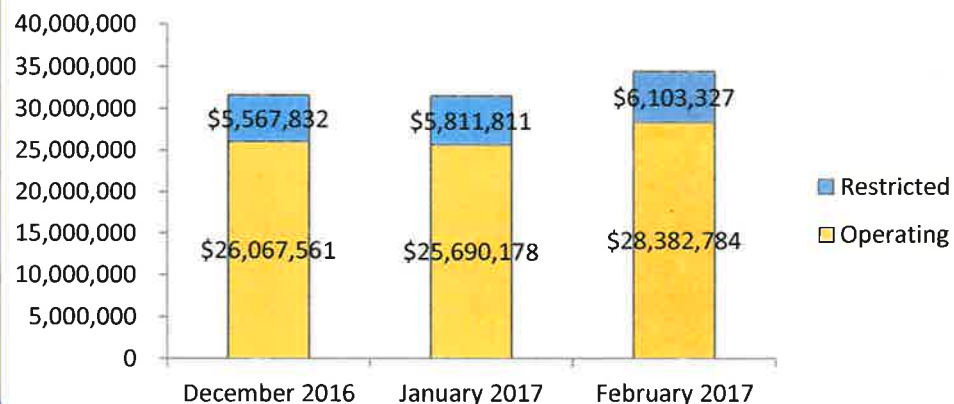
VENDOR DIVERSIFICATION



AVERAGE RATE OF RETURN



OPERATING vs RESTRICTED FUNDS



TEMPLE COLLEGE
BOARD OF TRUSTEES QUARTERLY INVESTMENT REPORT
3rd Quarter FY 2017

	Interest Rate	Book/Market Value 2/28/2017	Receipts	Interest Earnings	Distributions	Book/Market Value 5/31/2017
<u>Cash and Cash Equivalents</u>						
BBVA Compass - Money Market	1.04%	\$301,008	\$388,774	\$601	\$615,000	\$75,383
BBVA Compass - Operating Account	0.00%	\$1,395,794	\$14,671,171	\$0	\$14,420,002	\$1,646,963
BBVA Compass - Student Refund Account	0.00%	\$35,990	\$2,615,106	\$0	\$2,419,485	\$231,611
BBVA Compass - Federal Funds Account	0.00%	\$467,048	\$3,109,316	\$0	\$3,350,507	\$225,857
BBVA Compass - Payroll Account	0.00%	\$761	\$4,264,837	\$0	\$4,264,576	\$1,022
BBVA Compass - Plant Account	0.00%	\$218,247	\$422,273	\$0	\$488,621	\$151,899
JPMorgan Chase - Operating Account	0.00%	\$94,116	\$0	\$0	\$94,116	\$0
JPMorgan Chase - Student Refund Account	0.00%	\$100	\$0	\$0	\$100	\$0
JPMorgan Chase - Federal Funds Account	0.00%	\$100	\$0	\$0	\$100	\$0
JPMorgan Chase - Payroll Account	0.00%	\$100	\$0	\$0	\$100	\$0
Petty Cash	0.00%	\$3,748	\$0	\$0	\$156	\$3,592
Subtotal Cash and Cash Equivalents		\$2,517,012	\$25,471,477	\$601	\$25,652,763	\$2,336,327
<u>Cash in Investment Pools</u>						
TexasClass (MBIA) - Bond Reserves	1.09%	\$4,494,807	\$321,717	\$12,154	\$252,549	\$4,576,129
TexasClass (MBIA) - Building Improvement Funds	1.09%	\$8,457,167	\$0	\$22,233	\$0	\$8,479,400
TexasClass (MBIA) - Operating Account	1.09%	\$11,475,371	\$2,102,549	\$26,594	\$5,671,717	\$7,932,797
TexasClass (MBIA) - Board of Trustees Fund	1.09%	\$1,984,152	\$0	\$5,235	\$0	\$1,989,387
Texpool - Building Improvement Funds	0.77%	\$1,002	\$0	\$1	\$0	\$1,003
Texpool - Operating Account	0.77%	\$1,002	\$0	\$1	\$0	\$1,003
Subtotal Cash in Investment Pools		\$26,413,501	\$2,424,266	\$66,218	\$5,924,266	\$22,979,719
<u>Cash Invested in Certificates of Deposit</u>						
Central National Bank - 24 mo. CD (10/17/2018)	1.21%	\$1,027,936	\$0	\$3,067	\$0	\$1,031,003
Central National Bank - 24 mo. CD (10/17/2018)	1.21%	\$1,020,253	\$0	\$3,044	\$0	\$1,023,297
Central National Bank - 24 mo. CD (4/11/2018)	1.13%	\$1,024,810	\$0	\$2,855	\$0	\$1,027,665

Union State Bank of Texas - 24 mo. CD (10/11/2017)	0.75%	\$1,481,324	\$0	\$2,740	\$0	\$1,484,064
Raymond James	0.50%	\$1,001,275	\$0	\$0	\$0	\$1,001,275
Subtotal Cash Invested in Certificates of Deposit		\$5,555,598	\$0	\$11,706	\$0	\$5,567,304

Investments in Long-Term Securities

(none)

Subtotal Operating Funds Invested in Securities	\$0	\$0	\$0	\$0	\$0
--	------------	------------	------------	------------	------------

Total Cash, Cash Equivalents and Investments	<u>\$34,486,111</u>	<u>\$27,895,743</u>	<u>\$78,525</u>	<u>\$31,577,029</u>	<u>\$30,883,350</u>
---	----------------------------	----------------------------	------------------------	----------------------------	----------------------------

This schedule is in compliance with the Public Funds Investment Act and the Investment Policy of Temple College

Signed:



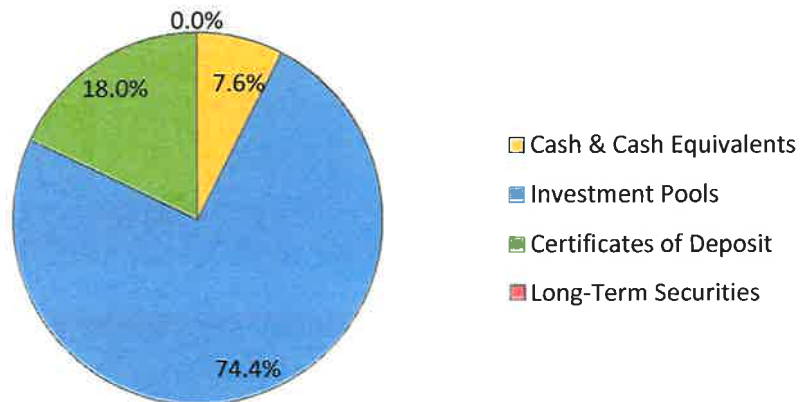
Vice President Administrative Services/CFO



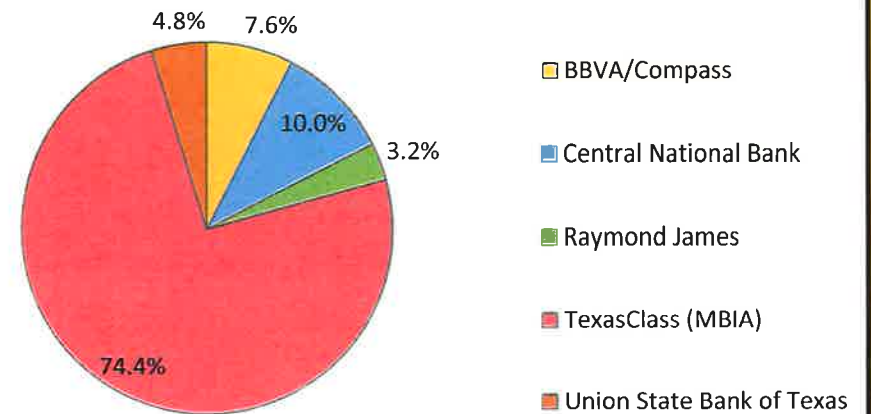
Director of Accounting

INVESTMENT REPORT - 3rd Qtr FY2017

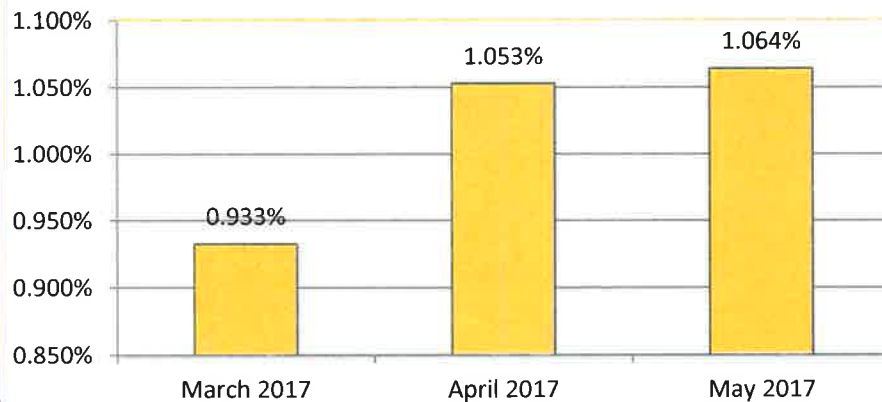
INVESTMENTS BY CLASSIFICATION



VENDOR DIVERSIFICATION



AVERAGE RATE OF RETURN



OPERATING vs RESTRICTED FUNDS



TEMPLE COLLEGE
BOARD OF TRUSTEES QUARTERLY INVESTMENT REPORT
4th Quarter FY 2017

	Interest Rate	Book/Market Value 5/31/2017	Receipts	Interest Earnings	Distributions	Book/Market Value 8/31/2017
<u>Cash and Cash Equivalents</u>						
BBVA Compass - Money Market	1.17%	\$75,383	\$110,246	\$243	\$184,872	\$1,000
BBVA Compass - Operating Account	0.00%	\$1,646,963	\$12,997,097	\$0	\$12,078,321	\$2,565,739
BBVA Compass - Student Refund Account	0.00%	\$231,611	\$1,103,111	\$0	\$1,292,625	\$42,097
BBVA Compass - Federal Funds Account	0.00%	\$225,857	\$1,444,725	\$0	\$1,420,582	\$250,000
BBVA Compass - Payroll Account	0.00%	\$1,022	\$4,036,530	\$0	\$4,036,130	\$1,422
BBVA Compass - Plant Account	0.00%	\$151,899	\$4,215,117	\$0	\$4,310,192	\$56,824
Petty Cash	0.00%	\$3,592	\$430	\$0	\$215	\$3,807
Subtotal Cash and Cash Equivalents		\$2,336,327	\$23,907,256	\$243	\$23,322,937	\$2,920,889
<u>Cash in Investment Pools</u>						
TexasClass (MBIA) - Bond Reserves	1.23%	\$4,576,130	\$512,381	\$6,445	\$2,763,978	\$2,330,978
TexasClass (MBIA) - Building Improvement Funds	1.23%	\$8,479,399	\$328,628	\$15,301	\$1,152,221	\$7,671,107
TexasClass (MBIA) - Operating Account	1.23%	\$7,932,797	\$2,800,000	\$15,125	\$5,412,381	\$5,335,541
TexasClass (MBIA) - Board of Trustees Fund	1.23%	\$1,989,386	\$0	\$3,843	\$0	\$1,993,229
Texpool - Building Improvement Funds	1.00%	\$1,003	\$0	\$2	\$0	\$1,005
Texpool - Operating Account	1.00%	\$1,003	\$0	\$2	\$0	\$1,005
Subtotal Cash in Investment Pools		\$22,979,718	\$3,641,009	\$40,718	\$9,328,580	\$17,332,865
<u>Cash Invested in Certificates of Deposit</u>						
Central National Bank - 24 mo. CD (10/17/2018)	1.21%	\$1,027,665	\$0	\$2,895	\$0	\$1,030,560
Central National Bank - 24 mo. CD (10/17/2018)	1.21%	\$1,023,297	\$0	\$3,087	\$0	\$1,026,384
Central National Bank - 24 mo. CD (4/11/2018)	1.13%	\$1,031,003	\$0	\$3,110	\$0	\$1,034,113
Union State Bank of Texas - 24 mo. CD (10/11/2017)	0.75%	\$1,484,064	\$0	\$2,775	\$0	\$1,486,839
Raymond James	0.50%	\$1,001,275	\$0	\$5,192	\$0	\$1,006,467
Subtotal Cash Invested in Certificates of Deposit		\$5,567,304	\$0	\$17,059	\$0	\$5,584,363

Investments in Long-Term Securities


(none)

Subtotal Operating Funds Invested in Securities	\$0	\$0	\$0	\$0	\$0
--	------------	------------	------------	------------	------------

Total Cash, Cash Equivalents and Investments	<u>\$30,883,349</u>	<u>\$27,548,265</u>	<u>\$58,020</u>	<u>\$32,651,517</u>	<u>\$25,838,117</u>
---	----------------------------	----------------------------	------------------------	----------------------------	----------------------------

This schedule is in compliance with the Public Funds Investment Act and the Investment Policy of Temple College

Signed:



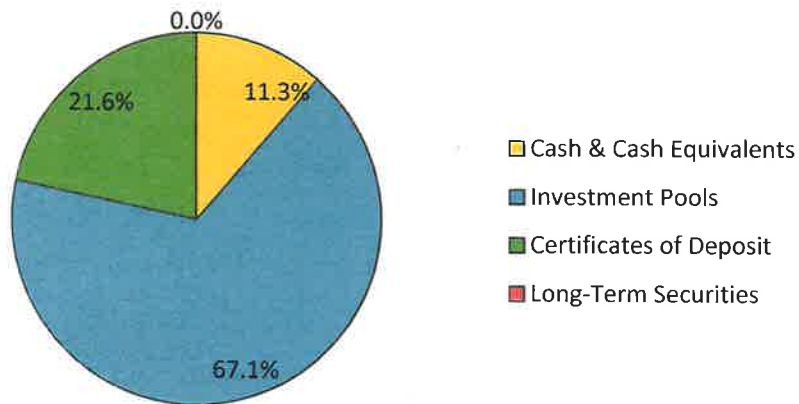
Vice President Administrative Services/CFO



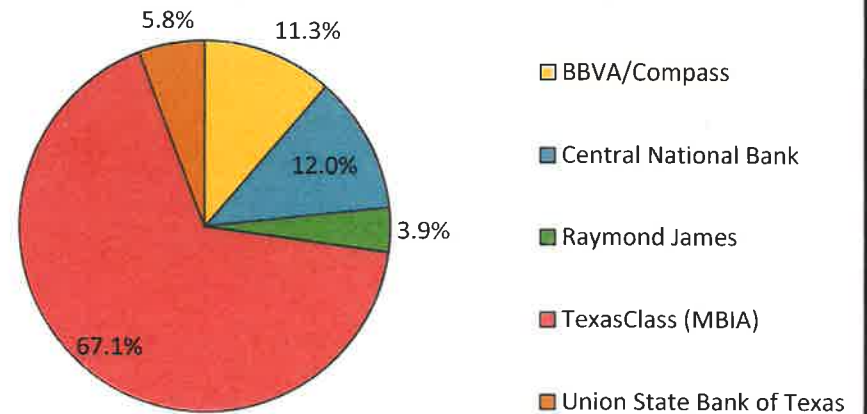
Director of Accounting

INVESTMENT REPORT - 4th Qtr FY2017

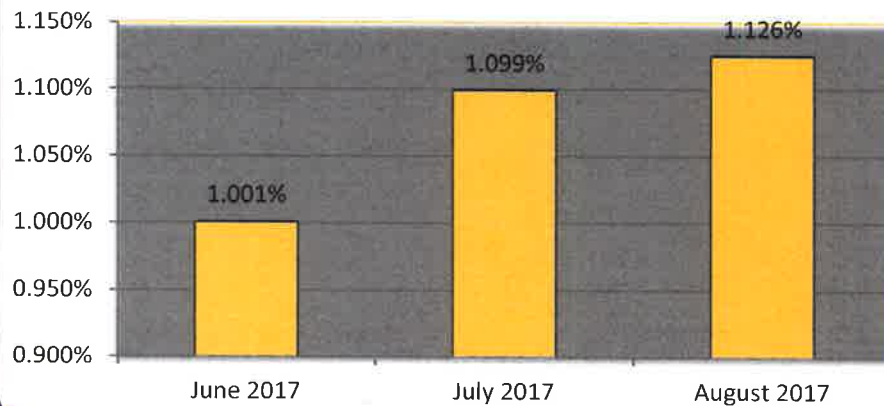
INVESTMENTS BY CLASSIFICATION



VENDOR DIVERSIFICATION



AVERAGE RATE OF RETURN



OPERATING vs RESTRICTED FUNDS

