

TEMPLE COLLEGE
BOARD OF TRUSTEES QUARTERLY INVESTMENT REPORT
PUBLIC FUNDS INVESTMENT DISCLOSURE REPORT
3rd Quarter FY 2022

	Interest Rate	Book/Market Value 2/28/2022	Receipts	Interest Earnings	Distributions	Book/Market Value 5/31/2022	Operating Funds	Restricted Funds
<u>Cash and Cash Equivalents</u>								
BBVA Compass - Money Market	0.08%	\$20,002	\$1,741,318	\$1	\$1,741,320	\$20,001	\$20,001	\$0
BBVA Compass - Operating Account	0.00%	\$4,500,619	\$11,112,691	\$0	\$14,486,489	\$1,126,821	-\$1,672,140	\$2,798,960
BBVA Compass - Student Refund Account	0.00%	\$2,963,173	\$943,381	\$0	\$3,575,831	\$330,723	\$330,723	\$0
BBVA Compass - Federal Funds Account	0.00%	\$244,665	\$2,184,369	\$0	\$2,184,584	\$244,450	\$0	\$244,450
BBVA Compass - Payroll Account	0.00%	\$500	\$5,788,330	\$0	\$5,788,330	\$500	\$500	\$0
BBVA Compass - Plant Account	0.00%	\$725,548	\$1,724,787	\$0	\$1,586,195	\$864,139	\$864,139	\$0
Petty Cash	0.00%	\$3,250	\$0	\$0	\$4	\$3,245	\$3,245	\$0
Subtotal Cash and Cash Equivalents		\$8,457,757	\$23,494,875	\$1	\$29,362,754	\$2,589,879	-\$453,531	\$3,043,410
<u>Cash in Investment Pools</u>								
TexasClass (MBIA) - Bond Reserves	0.81%	\$8,075,539	\$487,329	\$10,710	\$430,102	\$8,143,476	\$0	\$8,143,476
2021 Texas Class	0.81%	\$124,955,816	\$0	\$164,853	\$480,805	\$124,639,864	\$0	\$124,639,864
TexasClass (MBIA) - Building Improvement Funds	0.81%	\$6,859,846	\$0	\$9,089	\$0	\$6,868,936	\$6,868,936	\$0
TexasClass (MBIA) - Operating Account	0.81%	\$12,313,769	\$3,053,971	\$19,086	\$0	\$15,386,827	\$15,386,827	\$0
TexasClass (MBIA) - Board of Trustees Fund	0.81%	\$2,112,946	\$0	\$2,793	\$0	\$2,115,739	\$2,115,739	\$0
Texpool - Building Improvement Funds	0.00%	\$1,032	\$0	\$0	\$0	\$1,032	\$1,032	\$0
Texpool - Operating Account	0.00%	\$1,042	\$0	\$0	\$0	\$1,042	\$1,042	\$0
Subtotal Cash in Investment Pools		\$154,319,990	\$3,541,301	\$206,532	\$910,907	\$157,156,915	\$24,373,575	\$132,783,340
Total Cash, Cash Equivalents and Investments		\$162,777,747	\$27,036,175	\$206,533	\$30,273,661	\$159,746,794	\$23,920,045	\$135,826,750

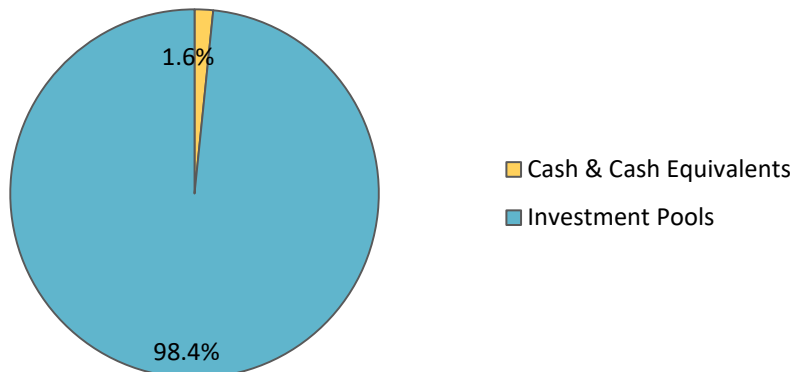
This schedule is in compliance with the Public Funds Investment Act and the Investment Policy of Temple College

Signed:

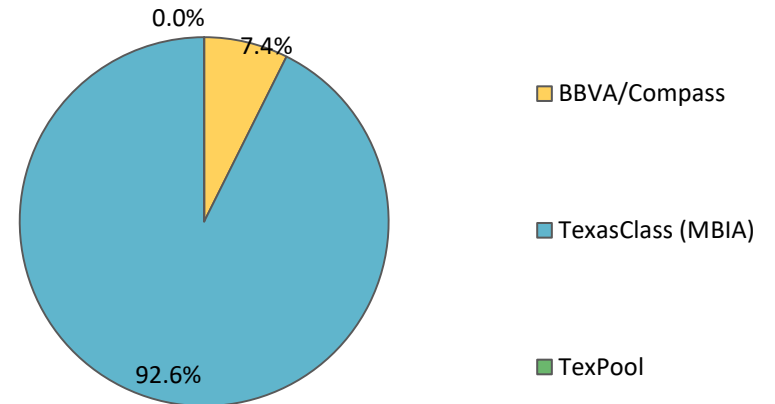


 Vice President Administrative Services/CFO

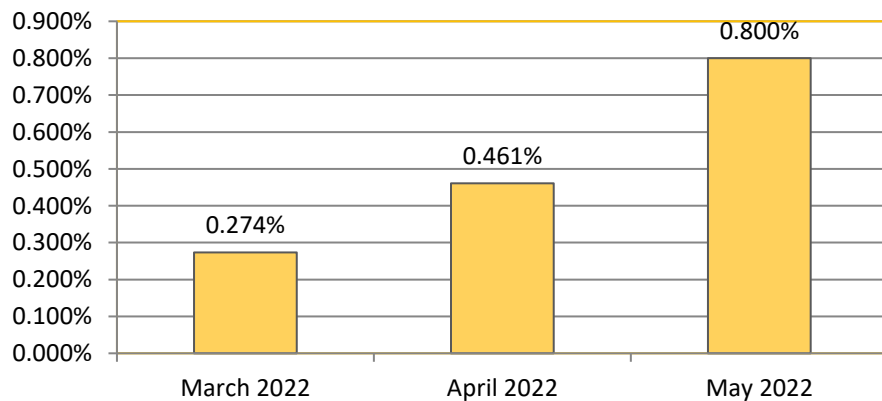
INVESTMENTS BY CLASSIFICATION



VENDOR DIVERSIFICATION



AVERAGE RATE OF RETURN



OPERATING vs RESTRICTED FUNDS

