

Temple College Annual Budget

Prepared by the Temple College Office of Administrative Services
Van D. Miller, Vice President
Gary C. Jackson, Associate Vice President

FY 2016-17

TABLE OF CONTENTS

Introduction:

Letter of Introduction	3
Officials and Staff	7
College Mission, Values, Goals, and Objectives	8
Budget Development Calendar	10

Budget:

Budget Summary	13
Revenue Schedule:	
Educational & General	15
Auxiliary Enterprises	18
Transfers	18
Expenditure Schedule:	
Educational & General	21
Student Aid	40
Auxiliary Enterprises	40
Contingency for Unexpected Expenditures	42
Debt Service	45

Analysis and Trends:

Summary of Revenues and Expenditures (budgeted)	49
Revenue Analysis	50
Revenues Summary	51
Expenditures Summary	52
Educational & General Expenditures	53
Property Tax: Rates	54
Property Tax: Appraisal Values	55
Property Tax: Projected and Actual Collections	56
Property Tax: Revenue Collections	57
Debt Service: All General Obligation Issues	58
Debt Service: All Revenue Issues	59
Full-Time Employees	60
Summary of Revenues and Expenditures (audited)	61

Introduction



August 15, 2016

Honorable Chairman, Board of Trustees, and President
Temple Junior College District
2600 South 1st Street
Temple, TX 76504

Dear Board Members and President:

The proposed 2016-2017 fiscal year budget for the Temple Junior College District (the "District") totals \$43,497,318. The budget was developed with major consideration given to the strategic goals of the District and priorities established by the Board of Trustees.

It should be noted that a budget is a detailed financial plan reflecting the finances required to support instructional programs, student programs, and support services. In general, budgets are the mechanism by which an organization allocates the resources necessary to accomplish its mission in a given time frame. The budget furthermore serves as a control mechanism to match revenues to expenses and prevent financial deficits.

BUDGET PROCESS

The budget process began by initially distributing budget request forms to all cost center managers. Each manager had the opportunity to reallocate funds among his/her functional areas to meet the changing goals and targeted actions of the District. If additional funds were needed, managers could request a formal budget hearing.

Budget hearings were conducted during the month of April. Each cost center manager presented his/her budget needs during open budget hearings before the College administrative team (Executive Cabinet). These hearings not only improve the quality of the budget, but also provide for open communication concerning District finances and priorities between various college personnel. The President and Executive Cabinet subsequently approved the proposed budget and funding requests.

BUDGET SUMMARY

The annual budget, as presented, is balanced and includes all funds. The Fiscal Year 2016-2017 budgeted revenues and expenses each total \$43,497,318 and the following is a summary:

BUDGET SUMMARY
FY 2016-2017

REVENUES

Educational & General:	
State Funds	\$ 10,264,131
Federal Funds	\$ 11,237,230
Local Funds	<u>\$ 27,111,625</u>
Total Education & General	\$ 48,612,986
Auxiliary Enterprises:	
Auxiliary Funds	<u>\$ 6,500</u>
Total Auxiliary Enterprises	\$ 6,500
Transfers:	
Transfer of Funds	<u>(\$ 5,122,168)</u>
Total Transfers	(\$5,122,168)
TOTAL REVENUE	\$ 43,497,318

EXPENDITURES

Educational & General:	
Instruction	\$ 14,212,002
Public Service	\$ 969,771
Academic Support	\$ 2,721,414
Student Services	\$ 3,311,561
Institutional Support	\$ 6,368,207
Physical Plant Operation & Maintenance	<u>\$ 3,348,656</u>
Total Educational & General	\$ 30,931,611
Student Aid:	
Scholarships & Fellowships	<u>\$ 11,118,130</u>
Total Student Aid	\$ 11,118,130
Auxiliary Enterprises	\$ 1,083,968
Contingency for Unexpected Expenditures	\$ 363,609
TOTAL EXPENDITURES	\$ 43,497,318

For 2016-2017, the total Educational & General revenues are projected to decrease by \$3,227,840, or 6.2% from the 2015-2016 budgeted revenues, primarily due a significant decrease in Pell income. This decrease is a direct result of the recent decline in enrollment. Significant changes related to 2016-2017 projected Educational & General revenues include:

- Basic state appropriations are budgeted at \$7,634,005. This amount represents a modest decrease of approximately \$12,000 in budgeted basic state appropriations from the previous fiscal year. This will be the second year of the current biennium, so state funding is once again divided between three categories as follows:
 - Core Operations \$500,000
 - Student Success \$688,161
 - Contact Hour Funding \$6,445,844

The District continues to receive the majority of state funding based on contact hours, but a portion (10%) of the funding is tied to a success-points system in which colleges earn funding for students' academic milestones, such as earning an associate's degree or certificate, or transferring to a university.

- Tuition and fee revenue was adjusted downward last year due to several years of declining enrollment. For this upcoming year, these figures are roughly consistent with last year's numbers. Slight adjustments have been made due to the elimination of a couple of programs from the budget – Academie Musique and SubSea Robotics (in Business/Continuing Education).
 - Tuition \$ 12,655,000
 - Fees \$ 4,739,075
 - Remissions/Exemptions \$ (1,530,500)
- The total tax rate is being set at \$0.2057, with the proposed Maintenance and Operations rate at \$0.1454 and the Debt Service rate at \$0.0603. Last year's total tax rate was \$0.2100; therefore, the upcoming rate represents a 2.1% decrease in the overall tax rate.
- Tax revenue from local property taxes – after adjustments for Tax Increment Finance (TIF) District funding – is projected to be \$8,307,741, a 2.9% increase over the previous budget.
- Total revenues are reduced by mandatory and non-mandatory transfers totaling \$5,122,168. This is a \$679,238, or 11.7%, decrease in transfers over the previous year. Transfers are used for revenue bond payments, general obligation bond payments, TIF District funding, and allocations to cover various plant-related needs. The majority of this decrease is the result of new tax abatements impacting the Panda Power facilities. These properties are part of the TIF, so transfers to the TIF will decrease significantly in the upcoming year.

OFFICIALS AND STAFF

Elected Officials:

<u>Board of Trustees</u>	<u>Place</u>	<u>Term Expires</u>
Dr. Andrejs Avots-Avotins, Chair	4	May 2022
Ms. Katie Burrows, Vice-Chair	8	May 2018
Mr. Bob Browder, Secretary	5	May 2022
Mr. Stephen H. Niemeier	1	May 2020
Mr. Larry J. Wilkerson	2	May 2020
Ms. Lydia Santibanez	3	May 2020
Mr. Harry Adams	6	May 2022
Mr. John R. Bailey	7	May 2018
Ms. Michelle Fettig	9	May 2018

Principal Administrative Officers (Executive Cabinet):

<u>Name</u>	<u>Position</u>
Dr. Glenda O. Barron	President
Dr. Van D. Miller	Vice President, Administrative Services/CFO
Dr. Mark A. Smith	Vice President, Educational Services/CAO
Dr. Randolph P. Baca	Associate Vice President, Resource Management
Mr. Gary C. Jackson	Associate Vice President, Finance, Information & Technology Services
Dr. Shelley M. Pearson	Associate Vice President, Health Professions
Dr. Jimmy D. Roberts	Associate Vice President, Community Initiatives & Special Projects
Dr. Daniel L. Spencer	Associate Vice President, Academic Outreach & Extended Programs
Dr. Paul F. Foutz	President, Faculty Council
Dr. Robbin M. Ray	Center Director, EWCHEC
Dr. Rebecca J. Richter	Director, Institutional Research

COLLEGE MISSION, VALUES, GOALS, & OBJECTIVES

(2016 - 2021)

Mission Statement

The mission of Temple College is to foster student success for our diverse community by providing quality lifelong learning and enrichment experiences that empower students to achieve their dreams and aspirations.

Values Statements

Learning - Temple College's commitment to excellence in teaching and learning is foremost. Our endeavors support educational success and a lifetime of learning.

Opportunity - Temple College actively promotes education for all by providing affordable access to a variety of courses and programs through innovative and traditional approaches.

Integrity - Temple College demonstrates integrity by ethical decision making, excellent stewardship of our resources, and accountability to our constituents.

Community - Temple College cultivates collaborations that promote community partnerships, workforce development, and enrichment experiences. We foster an environment that promotes mutual respect, social responsibility, and open communication among students, faculty, staff, and the public.

Equity – Temple College creates a fair, impartial, and inclusive educational and work environment, so all individuals have the opportunity to achieve their maximum potential.

Strategic Goals and Objectives

Goal I. Foster Student Success

Objectives:

1. Increase course completion with an earned grade of “C” or better.
2. Increase students' attainment of recognized credentials.
3. Increase retention of credential-seeking students from term to term and year to year.
4. Increase the number of career and technical education students who are employed or continue in higher education within one year of graduation.
5. Increase the number of transfers to baccalaureate granting institutions.

Goal 2. Optimize Community Partnerships and Outreach

Objectives:

1. Develop new and strengthen existing partnerships to meet identified community needs.
2. Enhance marketing and communication to promote the college, its programs, functions, and services.

Goal 3. Manage Resources Effectively

Objectives:

1. Create a culture of professional excellence, innovation, and accountability.
2. Optimize the utilization of resources.
3. Increase resources.

BUDGET DEVELOPMENT CALENDAR
Fiscal Year 2016-17

February 22, 2016	Budget Request Forms submitted to all cost center managers
March 11, 2016	Deadline to return Budget Request Forms
April 2016	Budget hearings with Executive Cabinet for those managers requesting budget increases
July 21, 2016	Administration consultation with Board Finance Committee
July 25, 2016	Board of Trustees Workshop to review budget and recommend 2016 property tax rate
August 2016	1 st Public Hearing regarding tax increase – CANCELLED
August 2016	2 nd Public Hearing regarding tax increase – CANCELLED
August 15, 2016	Board reviews and approves the Fiscal Year 2016-17 proposed budget, including 2016 property tax rate

Budget

Temple College Budget Summary 2016 - 2017

REVENUE

EDUCATIONAL & GENERAL	
STATE FUNDS	\$10,264,131
FEDERAL FUNDS	\$11,237,230
LOCAL FUNDS	\$27,111,625
TOTAL EDUCATIONAL & GENERAL	\$48,612,986
AUXILIARY ENTERPRISES	
AUXILIARY FUNDS	\$6,500
TOTAL AUXILIARY ENTERPRISES	\$6,500
TRANSFERS	
TRANSFER OF FUNDS	(\$5,122,168)
TOTAL TRANSFERS	(\$5,122,168)
TOTAL REVENUE	\$43,497,318

EXPENDITURES

EDUCATIONAL & GENERAL	
INSTRUCTION	\$14,212,002
PUBLIC SERVICE	\$969,771
ACADEMIC SUPPORT	\$2,721,414
STUDENT SERVICES	\$3,311,561
INSTITUTIONAL SUPPORT	\$6,368,207
PHYSICAL PLANT OPERATION & MAINTENANCE	\$3,348,656
TOTAL EDUCATIONAL & GENERAL	\$30,931,611
STUDENT AID	
SCHOLARSHIPS & FELLOWSHIPS	\$11,118,130
TOTAL STUDENT AID	\$11,118,130
AUXILIARY ENTERPRISES	\$1,083,968
CONTINGENCY FOR UNEXPECTED EXPENDITURES	\$363,609
TOTAL EXPENDITURES	\$43,497,318

Temple College Revenue Schedule 2016 - 2017

EDUCATIONAL & GENERAL

STATE FUNDS

State Appropriations

Basic State Appropriation	\$7,634,386
State Insurance-Reg.Appr.	\$1,427,861
State Matching ORP	\$225,000
State Matching TRS	\$275,000

Total State Appropriations **\$9,562,247**

State Grants & Contracts

State AEL Grants	\$103,957
Texas Grant I - Renewal	\$67,443
TEOG Initial	\$496,895
State Work Study	\$33,589

Total State Grants & Contracts **\$701,884**

TOTAL STATE FUNDS **\$10,264,131**

FEDERAL FUNDS

Federal Grants & Contracts

C.Perkins Basic Grant	\$217,777
CP State Leadership Project	\$70,795
Federal AEL Grant	\$483,864
Federal TANF Grant	\$51,089
EL Civics	\$78,915
Career Pathways Grant	\$55,439
PELL Income	\$10,000,000
Fed.Reimburse.of PELL (ACA)	\$20,000
SEOG Income	\$123,270
FWS Income	\$136,081

Total Federal Grants & Contracts **\$11,237,230**

TOTAL FEDERAL FUNDS **\$11,237,230**

LOCAL FUNDS

Private Gifts, Grants and Contracts

Temple Eco.Dev.Dist(TEDC)	\$24,500
Hutto Contract(Tax Rev.)	\$1,050,000
TSTC Contract	\$175,000
TISD Legacy/DC Enrollment Rev	\$60,000

Private Gifts, Grants and Contracts	
Miscellaneous Gifts	\$2,000
Texas Book Company	\$300,000
Total Private Gifts, Grants and Contracts	\$1,611,500
Tuition	
Tuition-District	\$7,240,000
Tuition-Out of Dist.-In State	\$4,250,000
Tuition-Out of State/Foreign	\$200,000
Tuition-Out of Dist.-Out State	\$200,000
Health Science Tuition	\$200,000
Tuition-Comm.Ser.Funded	\$550,000
Tuition-Comm.Ser.Non-Funded	\$15,000
Total Tuition	\$12,655,000
Fees	
Use Fee	\$1,591,000
EWCHEC Fee	\$100,000
General Fee	\$240,000
Technology Fee	\$850,000
3-peat course fee	\$75,000
Fees-Adm.Comm.Educ.F	\$245,000
Fees-Adm.Comm.Educ.NF	\$12,000
Internet/VCT Fee	\$1,325,000
Liability Insurance	\$16,500
Music	\$22,000
Clinic Fee Dental Hygiene	\$2,000
Radiology Film Dental Hygiene	\$1,000
Art Comp.Usage,Model,Draw	\$1,000
Simulation Fee A.D.N./L.V.N	\$20,000
Dental Materials	\$500
Photograhly Supplies	\$3,375
Surg Tech Sterile Supply Pack	\$2,400
EMS Clinicial Rotation Fee	\$4,000
ADN/LVN Exit Exam	\$20,500
Audit Fee	\$100
Data Arc Tracking Fee	\$1,200
Spec.Mat.(Sculpture/Ceramics)	\$4,000
Nat'l CST Exam Fee	\$4,000
Marketing Testing	\$3,000
Audio Engineering Supplies	\$500

Fees	
Fees-Laboratory	\$195,000
Total Fees	\$4,739,075
Remissions & Exemptions	
Hazelwood	(\$500,000)
Valedictorian	(\$5,000)
Deaf & Blind	(\$20,000)
Child.of Disabled Fire/Policem	(\$3,500)
Fire Science/Firefighters	(\$20,000)
Foster Care Up to 18	(\$95,000)
No Tuition up 6 cr.hr.65&over	(\$7,500)
Deceased Public Serv.Children	(\$1,000)
Peace Officers	(\$5,500)
Non-Resident Property Owner	(\$20,000)
Military Personnel & Dep.In TX	(\$120,000)
Nonresident w/comp.Acad.Schl	(\$8,000)
TC District Rate Waiver	(\$70,000)
TC Waiver for Employees/Dep.	(\$70,000)
TC Dual CreditTuition Waiver	(\$260,000)
TC EWCHEC (Legacy) Waiver	(\$275,000)
TC Taylor Dual Cr Waiver	(\$50,000)
Total Remissions & Exemptions	(\$1,530,500)
Local Taxes	
Current Taxes	\$9,086,671
Penalty on Current Taxes	\$25,000
Interest on Current Taxes	\$5,000
Delinquent Tax Revenue	\$50,000
Penalty on Delinquent Taxes	\$9,000
Interest on Delinquent Taxes	\$15,000
Misc. Current Tax Col.	\$20,000
Total Local Taxes	\$9,210,671
Other Income	
Interest on Investment	\$60,000
Sales/Ser.Equip & Materials	\$2,000
Service Fees-T & F Installment	\$18,000
Library Fines	\$1,000
Testing Fees	\$90,000
Rental of Facilities	\$17,000
Miscellaneous Income	\$30,000

Other Income	
Parking Fines	\$20,000
Other Fees	\$500
Federal Work Study Adm. Fee	\$8,505
PELL Adm. Fee	\$20,000
SEOG Adm. Fee	\$7,704
Dental Hygiene Service Fees	\$1,000
Lost Library Books	\$500
NACES fee	\$1,000
Police Academy Supply Fee	\$3,000
Printing Fees	\$5,000
Recovered Costs-CP Basic Grant	\$10,370
Rental of Facilities	\$2,000
Rental of Facilities	\$125,000
Rental of Facilities	\$1,000
Miscellaneous Income	\$2,300
Total Other Income	\$425,879
TOTAL LOCAL FUNDS	\$27,111,625
TOTAL EDUCATIONAL & GENERAL	\$48,612,986
AUXILIARY ENTERPRISES	
AUXILIARY FUNDS	
Auxiliary Income	
Intercollegiate Athletics	\$1,500
Vending Income	\$5,000
Total Auxiliary Income	\$6,500
TOTAL AUXILIARY FUNDS	\$6,500
TOTAL AUXILIARY ENTERPRISES	\$6,500
TRANSFERS	
TRANSFER OF FUNDS	
Transfer to Plant	
Trans to Plant-Use Fee 1.1%	(\$1,591,000)
Trans to Plant-Unallocated	(\$200,000)
Trans to Plant from GO Taxes	(\$2,140,538)
Trans to Plant from OA	(\$902,930)
Tran to Plant Performance Engr	(\$222,700)
Transfer Use State Shortage	(\$50,000)
Transfer to Plant from Parking	(\$15,000)

Transfer to Plant	
Total Transfer to Plant	(\$5,122,168)
TOTAL TRANSFER OF FUNDS	(\$5,122,168)
TOTAL TRANSFERS	(\$5,122,168)
Total Revenue	\$43,497,318

Temple College Expenditure Schedule 2016 - 2017

EDUCATIONAL & GENERAL

INSTRUCTION

Community Educ.Funded

Admin/Classified Salaries	\$254,179
Staff Benefits	\$85,408
Med.Retiree State	\$7,322
Umbrella-Other	\$69,540
Market/Advertising	\$7,400
Contract Labor	\$82,000
Total for Community Educ.Funded	\$505,849

Visual Arts

Faculty Salaries	\$229,272
Admin/Classified Salaries	\$20,001
Staff Benefits	\$61,156
Med.Retiree State	\$11,517
Umbrella-Other	\$15,445
Umbrella - Other Hutto-(Hutto)	\$750
Photo lab	\$3,375
Sculpture/Ceramics	\$3,375
Equip.Maint	\$1,000
Exhibition/Gallery	\$1,500
Scholarships-Art	\$8,734
Total for Visual Arts	\$356,125

Humanities

Faculty Salaries	\$79,621
Staff Benefits	\$21,368
Umbrella-Other	\$380
Total for Humanities	\$101,369

Music

Faculty Salaries	\$493,243
Admin/Classified Salaries	\$10,500
Staff Benefits	\$137,177
Med.Retiree State	\$17,778
Umbrella-Other	\$32,068
Travel-Band	\$7,050

Travel-All State Band	\$7,650
Travel-Choir	\$7,050
Travel-All State Choir	\$4,650
VCT Exp.	\$1,000
Contract Labor	\$1,000
Scholarships-Band & Choir	\$53,140
Total for Music	\$772,306
Speech	
Faculty Salaries	\$185,358
Staff Benefits	\$51,229
Med.Retiree State	\$7,408
Umbrella-Other	\$1,312
Total for Speech	\$245,307
Theater	
Faculty Salaries	\$4,550
Staff Benefits	\$348
Umbrella-Other	\$2,565
Total for Theater	\$7,463
Biology	
Faculty Salaries	\$842,972
Admin/Classified Salaries	\$31,591
Staff Benefits	\$215,624
Med.Retiree State	\$22,052
Umbrella-Other	\$87,262
Umbrella - Other Hutto-(Hutto)	\$1,000
VCT Exp.	\$2,000
Contract Labor	\$1,500
Total for Biology	\$1,204,001
Chem.P.Sci,Physics,Geol,EnvSc.	
Faculty Salaries	\$336,919
Admin/Classified Salaries	\$31,591
Staff Benefits	\$94,047
Med.Retiree State	\$26,247
Umbrella-Other	\$24,970
Umbrella - Other Hutto-(Hutto)	\$2,000
Total for Chem.P.Sci,Physics,Geol,EnvSc.	\$515,774
Math	
Faculty Salaries	\$565,816

Staff Benefits	\$130,727
Med.Retiree State	\$22,137
Umbrella-Other	\$4,579
Contract Labor	\$500
Total for Math	\$723,759
Physical Education	
Faculty Salaries	\$272,279
Staff Benefits	\$64,484
Med.Retiree State	\$34,551
Umbrella-Other	\$5,344
Total for Physical Education	\$376,658
Dev. English/Study Skills	
Faculty Salaries	\$315,831
Staff Benefits	\$54,719
Umbrella-Other	\$4,896
Total for Dev. English/Study Skills	\$375,446
Development Math	
Faculty Salaries	\$514,504
Staff Benefits	\$118,118
Umbrella-Other	\$3,963
Total for Development Math	\$636,585
Writing Lab	
Faculty Salaries	\$49,820
Admin/Classified Salaries	\$40,763
Staff Benefits	\$17,023
Umbrella-Other	\$380
Total for Writing Lab	\$107,986
English & Communications	
Faculty Salaries	\$806,057
Staff Benefits	\$221,312
Med.Retiree State	\$36,782
Umbrella-Other	\$10,450
VCT Exp.	\$500
Contract Labor	\$16,000
Total for English & Communications	\$1,091,101
Social Sciences	
Faculty Salaries	\$1,310,232
Staff Benefits	\$328,966

Med.Retiree State	\$59,865
Umbrella-Other	\$15,324
VCT Exp.	\$6,000
Contract Labor	\$7,000
Total for Social Sciences	\$1,727,387
Spanish	
Faculty Salaries	\$61,574
Staff Benefits	\$15,259
Med.Retiree State	\$7,322
Umbrella-Other	\$1,201
VCT Exp.	\$2,500
Total for Spanish	\$87,856
CAD/GIS	
Faculty Salaries	\$60,133
Staff Benefits	\$8,025
Med.Retiree State	\$30,576
Umbrella-Other	\$10,134
Equip.Maint	\$2,500
Equip.Maint-(Taylor)	\$750
Software Lease/Maint.-Other	\$15,096
Total for CAD/GIS	\$127,214
Engineering Related	
Umbrella-Other	\$80,000
Contract Labor	\$40,000
Total for Engineering Related	\$120,000
CIS	
Faculty Salaries	\$399,309
Admin/Classified Salaries	\$38,833
Staff Benefits	\$101,345
Med.Retiree State	\$41,111
Umbrella-Other	\$49,748
VCT Exp.	\$1,000
Equip.Maint	\$3,500
Software Lease/Maint.-Other	\$1,450
Total for CIS	\$636,296
Criminal Justice	
Faculty Salaries	\$119,169
Staff Benefits	\$28,434

Medical Ins.-Retiree State	\$7,408
Umbrella-Other	\$4,655
VCT Exp.	\$500
Total for Criminal Justice	\$160,166
Police Academy	
Faculty Salaries	\$8,539
Admin/Classified Salaries	\$50,173
Staff Benefits	\$15,225
Umbrella-Other	\$3,325
Total for Police Academy	\$77,262
Business & Mgt.	
Faculty Salaries	\$295,538
Staff Benefits	\$73,296
Med.Retiree State	\$66,978
Umbrella-Other	\$4,126
VCT Exp.	\$1,500
Total for Business & Mgt.	\$441,438
Child Dev/Educ.Personnel	
Faculty Salaries	\$90,533
Staff Benefits	\$11,833
Umbrella-Other	\$6,460
VCT Exp.	\$500
Total for Child Dev/Educ.Personnel	\$109,326
Bio Tech Research	
Faculty Salaries	\$89,600
Staff Benefits	\$23,514
Umbrella-Other-(BioSci)	\$27,270
Total for Bio Tech Research	\$140,384
Dental Hygiene	
Faculty Salaries	\$287,351
Admin/Classified Salaries	\$14,242
Staff Benefits	\$71,624
Med.Retiree State	\$14,730
Umbrella-Other	\$17,000
Total for Dental Hygiene	\$404,947
Dental Hygiene Clinic	
Admin/Classified Salaries	\$20,066
Staff Benefits	\$10,221

Umbrella-Other	\$14,000
Gen Insurance	\$10,000
Total for Dental Hygiene Clinic	\$54,287
EMS	
Faculty Salaries	\$260,387
Admin/Classified Salaries	\$53,396
Staff Benefits	\$86,047
Umbrella-Other	\$22,544
Umbrella - Other Hutto-(Hutto)	\$1,500
EMS Internship	\$2,500
EMS Internship-(Taylor)	\$2,500
Contract Labor	\$20,000
Total for EMS	\$448,874
Respiratory Care	
Faculty Salaries	\$218,126
Admin/Classified Salaries	\$13,332
Staff Benefits	\$68,321
Med.Retiree State	\$11,517
Umbrella-Other	\$9,196
Data Arc Tracking	\$1,000
Contract Labor	\$2,500
Total for Respiratory Care	\$323,992
Surgical Technology	
Faculty Salaries	\$164,380
Admin/Classified Salaries	\$14,242
Staff Benefits	\$42,743
Med.Retiree State	\$7,322
Umbrella-Other	\$11,305
STSterile Packs	\$2,800
Nat'l CST Exam	\$5,400
Total for Surgical Technology	\$248,192
Sonography	
Faculty Salaries	\$147,529
Admin/Classified Salaries	\$13,533
Staff Benefits	\$25,989
Umbrella-Other	\$9,607
Total for Sonography	\$196,658

A.D.N.

Faculty Salaries	\$721,168
Admin/Classified Salaries	\$26,266
Staff Benefits	\$190,339
Med.Retiree State	\$29,289
Umbrella-Other	\$37,000
Nursing Exit	\$10,500
Contract Labor	\$15,000
Total for A.D.N.	\$1,029,562
L.V.N.	
Faculty Salaries	\$596,214
Admin/Classified Salaries	\$40,845
Staff Benefits	\$167,904
Med.Retiree State	\$26,332
Umbrella-Other	\$19,137
Nursing Exit	\$6,000
Nursing Exit-(Taylor)	\$2,000
Total for L.V.N.	\$858,432
TOTAL for INSTRUCTION	\$14,212,002
PUBLIC SERVICE	
Community Educ.Non-Funded	
Faculty Salaries	\$430
Staff Benefits	\$83
Umbrella-Other	\$3,206
Contract Labor	\$9,000
Contract Labor-(Taylor)	\$3,000
Contract Labor-(Hutto)	\$5,000
Total for Community Educ.Non-Funded	\$20,719
Fed AEL 16-17	
Admin/Classified Salaries	\$235,300
Staff Benefits	\$27,439
Supplies & Materials	\$54,000
Travel	\$6,000
Subgrants/Subcontracts	\$161,125
Total for Fed AEL 16-17	\$483,864
Fed TANF 16-17	
Admin/Classified Salaries	\$40,088
Staff Benefits	\$11,001
Total for Fed TANF 16-17	\$51,089

EL Civics 16-17	
Admin/Classified Salaries	\$42,170
Staff Benefits	\$6,600
Supplies & Materials	\$9,050
Travel	\$1,000
Subgrants/Subcontracts	\$20,095
Total for EL Civics 16-17	\$78,915
Career Pathways Initiative	
Admin/Classified Salaries	\$50,000
Staff Benefits	\$5,439
Total for Career Pathways Initiative	\$55,439
Project Access	
Umbrella-Other	\$4,621
Total for Project Access	\$4,621
State AEL 16-17	
Admin/Classified Salaries	\$57,771
Staff Benefits	\$4,000
Supplies & Materials	\$4,308
Travel	\$2,000
Subgrants/Subcontracts	\$35,878
Total for State AEL 16-17	\$103,957
S.T.A.R.	
Admin/Classified Salaries	\$116,867
Staff Benefits	\$31,548
Umbrella-Other	\$22,752
Total for S.T.A.R.	\$171,167
TOTAL for PUBLIC SERVICE	\$969,771
ACADEMIC SUPPORT	
Media Center	
Admin/Classified Salaries	\$79,117
Staff Benefits	\$18,897
Med.Retiree State	\$14,644
Umbrella-Other	\$13,348
Equip.Maint	\$1,000
Total for Media Center	\$127,006
Accreditation/QEP	
Umbrella-Other	\$5,000
Total for Accreditation/QEP	\$5,000

VP Education	
Admin/Classified Salaries	\$170,473
Staff Benefits	\$35,261
Med.Retiree State	\$64,060
Umbrella-Other	\$10,355
Total for VP Education	\$280,149
Achieving the Dream	
Umbrella-Other	\$5,000
Membership Fee	\$35,000
Total for Achieving the Dream	\$40,000
Faculty Council	
Faculty Advancement Expenses	\$2,648
Oper Exp	\$542
Total for Faculty Council	\$3,190
AVP Com Initiatives/SpecProg	
Admin/Classified Salaries	\$107,696
Staff Benefits	\$27,180
Med.Retiree State	\$18,839
Umbrella-Other	\$5,139
Total for AVP Com Initiatives/SpecProg	\$158,854
Smart & Video Conf Classrooms	
Umbrella-Other	\$8,500
Equip.Maint	\$2,100
Equip.Maint-(BioSci)	\$1,000
Total for Smart & Video Conf Classrooms	\$11,600
General Computer Labs	
Umbrella-Other	\$160,950
Total for General Computer Labs	\$160,950
AVP Acad Outreach/Ext Prog	
Admin/Classified Salaries	\$103,671
Staff Benefits	\$25,948
Med.Retiree State	\$7,408
Umbrella-Other	\$3,702
TC Vehicle Expense-(Hutto)	\$1,500
Total for AVP Acad Outreach/Ext Prog	\$142,229
Dual Credit Courses	
Admin/Classified Salaries	\$47,185
Staff Benefits	\$14,141

Umbrella-Other	\$1,425
Total for Dual Credit Courses	\$62,751
Distance Educ (e-Learning)	
Admin/Classified Salaries	\$100,074
Staff Benefits	\$34,732
Med.Retiree State	\$14,815
Umbrella-Other	\$3,702
Software Lease/Maint.-Other	\$188,500
Total for Distance Educ (e-Learning)	\$341,823
Emergency Management	
Umbrella-Other	\$1,900
Campus Alert System	\$11,000
Network Hdw<\$5000	\$6,500
Software Lease/Maint.-Other	\$8,000
Total for Emergency Management	\$27,400
Div. Fine Arts	
Admin/Classified Salaries	\$101,802
Staff Benefits	\$33,972
Medical Ins.-Retiree State	\$4,445
Umbrella-Other	\$1,948
Total for Div. Fine Arts	\$142,167
Div. Natural Sciences	
Admin/Classified Salaries	\$85,266
Staff Benefits	\$28,133
Umbrella-Other	\$827
Total for Div. Natural Sciences	\$114,226
Div.Student Success	
Admin/Classified Salaries	\$79,442
Staff Benefits	\$27,307
Umbrella-Other	\$7,750
Total for Div.Student Success	\$114,499
Div. Liberal Arts	
Admin/Classified Salaries	\$78,681
Staff Benefits	\$22,988
Umbrella-Other	\$1,710
Total for Div. Liberal Arts	\$103,379
Div. Bus/Career Prof.	
Admin/Classified Salaries	\$71,968

Staff Benefits	\$23,801
Med.Retiree State	\$4,661
Umbrella-Other	\$2,762
Total for Div. Bus/Career Prof.	\$103,192
Division of Health Professions	
Admin/Classified Salaries	\$114,137
Staff Benefits	\$35,168
Med.Retiree State	\$14,644
Umbrella-Other	\$2,606
Total for Division of Health Professions	\$166,555
Library	
Admin/Classified Salaries	\$280,062
Staff Benefits	\$77,787
Med.Retiree State	\$35,741
Umbrella-Other	\$22,204
Umbrella-Lib Resources	\$166,500
Umbrella - Other Hutto-(Hutto)	\$150
Umbrella-Lib Resources Hutto-(Hutto)	\$4,000
Software Lease/Maint.-Other	\$30,000
Total for Library	\$616,444
TOTAL for ACADEMIC SUPPORT	\$2,721,414
STUDENT SERVICES	
CP Basic 15-16	
Admin/Classified Salaries	\$57,100
Travel	\$22,000
Administrative Costs	\$10,370
OE,Sup,Bks,Serv	\$94,700
Equip.(Grant) \$5000 & Over	\$33,607
Total for CP Basic 15-16	\$217,777
CP State Leadership 15-16	
Admin/Classified Salaries	\$43,924
Travel	\$10,000
Administrative Costs	\$3,371
Consultant Costs	\$9,000
OE,Sup,Bks,Serv	\$4,500
Total for CP State Leadership 15-16	\$70,795
Div. Student Enrollment Ser.	
Admin/Classified Salaries	\$498,992

Staff Benefits	\$171,069
Med.Retiree State	\$18,925
Umbrella-Other	\$11,280
Umbrella - Other Hutto-(Hutto)	\$750
Total for Div. Student Enrollment Ser.	\$701,016
Student Accommodations	
Admin/Classified Salaries	\$38,466
Staff Benefits	\$20,135
Med.Retiree State	\$19,059
Umbrella-Other	\$5,710
Textbook Lending	\$2,500
Contract Labor	\$75,000
Total for Student Accommodations	\$160,870
Admissions & Records	
Admin/Classified Salaries	\$334,312
Staff Benefits	\$142,939
Med.Retiree State	\$7,322
Umbrella-Other	\$32,158
Total for Admissions & Records	\$516,731
Retention and Recruitment	
Admin/Classified Salaries	\$70,734
Staff Benefits	\$28,547
Umbrella-Other	\$3,000
Total for Retention and Recruitment	\$102,281
TC Connection	
Umbrella-Other	\$5,225
Total for TC Connection	\$5,225
Advising	
Admin/Classified Salaries	\$297,085
Staff Benefits	\$77,778
Med.Retiree State	\$7,322
Umbrella-Other	\$9,475
Total for Advising	\$391,660
Student Life	
Admin/Classified Salaries	\$61,466
Staff Benefits	\$16,454
Umbrella-Other	\$7,728
Club Allocations	\$4,300

Total for Student Life	\$89,948
Veterans Affairs	
Admin/Classified Salaries	\$74,729
Staff Benefits	\$10,798
Umbrella-Other	\$852
Total for Veterans Affairs	\$86,379
Financial Aid	
Admin/Classified Salaries	\$302,061
Student Salaries	\$15,000
Staff Benefits	\$94,066
Med.Retiree State	\$26,161
Umbrella-Other	\$8,034
Total for Financial Aid	\$445,322
FWS 2016-2017	
Student Salaries	\$170,101
ACA Paid to Institution	\$8,505
Total for FWS 2016-2017	\$178,606
TWS 2016-2017	
Student Salaries	\$44,785
Total for TWS 2016-2017	\$44,785
Testing	
Admin/Classified Salaries	\$170,659
Staff Benefits	\$54,200
Med.Retiree State	\$11,652
Umbrella-Other	\$4,655
Umbrella-TestExams	\$59,000
Total for Testing	\$300,166
TOTAL for STUDENT SERVICES	\$3,311,561
INSTITUTIONAL SUPPORT	
Board of Trustees	
Staff Benefits	\$7,322
Umbrella-Other	\$3,899
Total for Board of Trustees	\$11,221
President	
Admin/Classified Salaries	\$257,819
Staff Benefits	\$49,774
Med.Retiree State	\$23,169
Umbrella-Other	\$3,718

Total for President	\$334,480
Marketing/Public Relations Dep	
Admin/Classified Salaries	\$179,147
Staff Benefits	\$59,032
Med.Retiree State	\$21,966
Umbrella-Other	\$6,396
Umbrella-Advertising	\$32,350
Umbrella-Col Publications	\$20,500
Umbrella - Other Hutto-(Hutto)	\$500
Umbrella-Advertising Hutto-(Hutto)	\$2,000
Umbrella-Col Publication Hutto-(Hutto)	\$2,000
Promotional Items	\$8,000
Software Lease/Maint.-Other	\$5,021
Contract Labor	\$65,000
Total for Marketing/Public Relations Dep	\$401,912
Duplication Center	
Supplies	\$11,075
Interdept.Charges	(\$55,600)
Equip.Maint	\$500
Equip Rental	\$30,000
Total for Duplication Center	(\$14,025)
Inst.Effectiveness/Research	
Admin/Classified Salaries	\$122,740
Staff Benefits	\$41,019
Med.Retiree State	\$7,322
Umbrella-Other	\$3,653
Software Lease/Maint.-Other	\$4,800
Total for Inst.Effectiveness/Research	\$179,534
Institutional Memberships	
Oper Exp	\$50,000
Total for Institutional Memberships	\$50,000
Official Functions	
Oper Exp	\$8,000
Total for Official Functions	\$8,000
Professional Growth	
Travel	\$14,000
Oper Exp	\$9,000
Total for Professional Growth	\$23,000

VP Administration	
Admin/Classified Salaries	\$165,769
Staff Benefits	\$44,596
Med.Retiree State	\$23,034
Umbrella-Other	\$5,638
Total for VP Administration	\$239,037
GL Accounting Services	
Admin/Classified Salaries	\$187,115
Staff Benefits	\$49,154
Med.Retiree State	\$14,644
Umbrella-Other	\$4,730
Total for GL Accounting Services	\$255,643
Tax Collection Expense	
Oper Exp	\$110,027
Oper Exp-(Hutto)	\$8,000
Total for Tax Collection Expense	\$118,027
Student & Revenue Accounting	
Admin/Classified Salaries	\$229,462
Staff Benefits	\$81,194
Med.Retiree State	\$7,322
Umbrella-Other	\$7,111
Umbrella - Other Hutto-(Hutto)	\$2,000
Cash Over/Short	\$500
Total for Student & Revenue Accounting	\$327,589
Auditing	
Oper Exp	\$26,000
Total for Auditing	\$26,000
Purchasing	
Admin/Classified Salaries	\$162,321
Staff Benefits	\$54,443
Med.Retiree State	\$7,322
Umbrella-Other	\$9,120
Total for Purchasing	\$233,206
Copiers	
Oper Exp	\$55,000
Oper Exp-(BioSci)	\$2,000
Oper Exp-(Taylor)	\$7,000
Interdept.Charges-Copiers	(\$64,000)

Interdept.Charges-Copiers-(Taylor)	(\$18,000)
Total for Copiers	(\$18,000)
General Insurance	
Consultants	\$11,000
Gen Insurance	\$75,000
Worker's Comp Adm. Costs	\$50,000
Student Liability	\$18,000
Misc Claims	\$2,000
Total for General Insurance	\$156,000
Legal Fees	
Oper Exp	\$40,000
Total for Legal Fees	\$40,000
TMED Expenses	
Oper Exp	\$1,111
Total for TMED Expenses	\$1,111
Miscellaneous Expense	
Admin/Classified Salaries	\$17,500
Umbrella-Other	\$5,225
Umbrella-Bad Debt	\$245,000
Umbrella-BkCCHOneNelnet	\$64,000
Central Store	(\$2,000)
Records Retention	\$3,000
Total for Miscellaneous Expense	\$332,725
College Programs	
Oper Exp	\$1,900
Total for College Programs	\$1,900
IT	
Admin/Classified Salaries	\$979,789
Staff Benefits	\$297,483
Umbrella-Equip Maint	\$30,000
Umbrella-SW Lease/Maint	\$354,170
Umbrella-Other	\$150,000
Cap Lease Interest-(Hutto)	\$2,069
TC Vehicle Expense	\$600
Contingency-Datatel Travel	\$15,000
Contingency-Equipment	\$50,000
Capital Lease Payment-(Hutto)	\$128,726
Total for IT	\$2,007,837

Mail Service

Admin/Classified Salaries	\$34,526
Staff Benefits	\$16,755
Umbrella-Other	\$1,662
Equip Rental	\$8,704
Total for Mail Service	\$61,647

Telecommunications

Umbrella-Other	\$3,800
Phone Service	\$11,750
Phone Service-(Courtyard)	\$6,450
Phone Service-(BioSci)	\$12,000
Phone Service-(Taylor)	\$18,000
Phone Service-(Hutto)	\$8,000
Toll Free Calls	\$2,300
Other Phone Charges	\$3,000
Telephone for Art Facility	\$200
Internet Service	\$24,000
Internet Service-(Courtyard)	\$7,312
Internet Service-(Hutto)	\$24,000
Fax Machine	\$400
Equip.Maint	\$18,500
Total for Telecommunications	\$139,712

Texas BioScience TBI

Faculty Salaries	\$8,709
Admin/Classified Salaries	\$66,571
Staff Benefits	\$27,738
Umbrella-Other-(BioSci)	\$13,566
Total for Texas BioScience TBI	\$116,584

EWCHEC

Admin/Classified Salaries	\$49,492
Staff Benefits	\$22,482
Med.Retiree State-(Taylor)	\$14,815
Umbrella-Other-(Taylor)	\$11,072
Total for EWCHEC	\$97,861

EWCHEC-Hutto

Admin/Classified Salaries	\$117,846
Staff Benefits	\$28,384
Umbrella-Other-(Hutto)	\$20,000

TC Vehicle Expense-(Hutto)	\$4,500
Total for EWCHEC-Hutto	\$170,730
Campus Police	
Admin/Classified Salaries	\$418,379
Staff Benefits	\$127,918
Med.Retiree State	\$7,322
Umbrella-Other	\$29,061
Umbrella - Other Hutto-(Hutto)	\$1,000
TC Vehicle Expense	\$5,000
Contract Labor-(Hutto)	\$8,000
Total for Campus Police	\$596,680
AVP Human Resources	
Admin/Classified Salaries	\$276,631
Staff Benefits	\$99,373
Med.Retiree State	\$14,730
Umbrella-Other	\$13,300
Market/Advertising	\$26,500
Software Lease/Maint.-Other	\$30,000
Total for AVP Human Resources	\$460,534
Commencement	
Oper Exp	\$9,262
Total for Commencement	\$9,262
TOTAL for INSTITUTIONAL SUPPORT	\$6,368,207
PHYSICAL PLANT OPERATION & MAINTENANCE	
Plant Support	
Admin/Classified Salaries	\$175,821
Staff Benefits	\$62,566
Umbrella-Other	\$23,038
Umbrella-Rental of Fac	\$614,872
Umbrella-Trash	\$15,620
Property Insurance	\$35,000
Cap.Lease Interest Hutto-(Hutto)	\$59,227
TC Vehicle Expense	\$20,000
Capital Lease PaymentHutto-(Hutto)	\$35,381
Total for Plant Support	\$1,041,525
Bus, Vans, SUV, Cars	
Interdept Charges	(\$36,000)
TC Vehicle Expense	\$24,000

Total for Bus, Vans, SUV, Cars	(\$12,000)
EPA Compliance Audit	
Umbrella-Other	\$6,650
Hazard Mat Cleanup	\$1,000
Total for EPA Compliance Audit	\$7,650
Building Maintenance	
Admin/Classified Salaries	\$185,622
Staff Benefits	\$82,339
Umbrella-Heat/Air	\$80,000
Umbrella-Gen Maint	\$115,000
Umbrella-Painting	\$20,000
Furniture<\$1000	\$8,000
HSC Air Equip Repairs	\$6,000
Total for Building Maintenance	\$496,961
Custodial Services	
Admin/Classified Salaries	\$155,903
Staff Benefits	\$125,831
Umbrella-Other	\$40,000
Contracted Services	\$250,000
Contracted Services-(Hutto)	\$72,000
Total for Custodial Services	\$643,734
Grounds Maintenance	
Admin/Classified Salaries	\$48,487
Staff Benefits	\$14,072
Umbrella-Other	\$18,327
Equip.Maint	\$5,200
BB/SF Field Maint	\$12,500
Contract Labor	\$150,000
Contract Labor-(Hutto)	\$50,000
Total for Grounds Maintenance	\$298,586
Utilities	
Umbrella-Electricity	\$650,000
Umbrella-Gas	\$120,000
Umbrella-Water	\$45,000
Umbrella-Sewer	\$20,700
Umbrella-Irrigation	\$32,000
Electrical Distribution	\$2,000
Fire Alarm-(Taylor)	\$1,000

Fire Alarm-(Hutto)	\$1,500
Total for Utilities	\$872,200
TOTAL for PHYSICAL PLANT OPERATION & MAINTENANCE	\$3,348,656
TOTAL for EDUCATIONAL & GENERAL	\$30,931,611
STUDENT AID	
SCHOLARSHIPS & FELLOWSHIPS	
General Institutional Scholar.	
TC Valedictorian Fees	\$1,000
TC Sal. Tuition & Fees	\$6,000
Total for General Institutional Scholar.	\$7,000
State Scholarships(TPEG)	
State Sch.Resident (TPEG)	\$205,000
State Sch.Non-Res.(TPEG)	\$5,000
State Sch.-Apartments	\$55,000
State Sch.Continuing Educ.	\$10,000
State Sch.-HB 1403	\$90,000
Total for State Scholarships(TPEG)	\$365,000
Texas Grant I 2015-2016	
Renewal Awards	\$67,443
Total for Texas Grant I 2015-2016	\$67,443
TEOG 2016-2017	
Initial Awards	\$496,895
Total for TEOG 2016-2017	\$496,895
PELL 2016-2017	
Fed.PELL Student Grants Pd.	\$10,000,000
ACA Paid to Institution	\$20,000
Total for PELL 2016-2017	\$10,020,000
SEOG 2016-2017	
Fed.SEOG Student Grants Pd.	\$154,088
ACA Paid to Institution	\$7,704
Total for SEOG 2016-2017	\$161,792
TOTAL for SCHOLARSHIPS & FELLOWSHIPS	\$11,118,130
TOTAL for STUDENT AID	\$11,118,130
AUXILIARY ENTERPRISES	
Gen.Intercollegiate	
Faculty Salaries	\$781
Admin/Classified Salaries	\$37,844

Staff Benefits	\$28,937
Umbrella-Other	\$6,500
Travel	\$995
Contingency-Unexpected	\$9,843
Total for Gen.Intercollegiate	\$84,900
Baseball	
Admin/Classified Salaries	\$103,834
Staff Benefits	\$34,168
Umbrella-Student Awards	\$114,960
Umbrella-Other	\$14,000
Umbrella-Travel	\$31,600
Student Liability	\$5,400
TC Vehicle Expense	\$2,500
Contract Labor	\$5,600
Total for Baseball	\$312,062
Men's Basketball	
Admin/Classified Salaries	\$10,000
Staff Benefits	\$2,263
Umbrella-Student Awards	\$85,400
Umbrella-Other	\$9,000
Umbrella-Travel	\$19,500
Student Liability	\$2,000
TC Vehicle Expense	\$2,500
Contract Labor	\$5,675
Total for Men's Basketball	\$136,338
Women's Basketball	
Admin/Classified Salaries	\$10,000
Staff Benefits	\$2,336
Umbrella-Student Awards	\$85,400
Umbrella-Other	\$11,000
Umbrella-Travel	\$16,400
Student Liability	\$2,000
TC Vehicle Expense	\$2,600
Contract Labor	\$5,800
Total for Women's Basketball	\$135,536
Softball	
Admin/Classified Salaries	\$17,000
Staff Benefits	\$3,117

Umbrella-Student Awards	\$109,000
Umbrella-Other	\$10,000
Umbrella-Travel	\$15,700
Student Liability	\$3,000
TC Vehicle Expense	\$5,300
Contract Labor	\$4,000
Total for Softball	\$167,117
Volleyball	
Admin/Classified Salaries	\$8,500
Staff Benefits	\$2,424
Umbrella-Student Awards	\$65,400
Umbrella-Other	\$12,000
Umbrella-Travel	\$11,400
Student Liability	\$1,700
TC Vehicle Expense	\$5,600
Contract Labor	\$3,000
Total for Volleyball	\$110,024
Athletic Training	
Admin/Classified Salaries	\$48,784
Staff Benefits	\$14,371
Umbrella-Other	\$10,000
Total for Athletic Training	\$73,155
Cafeteria (IA)	
Staff Benefits	\$7,322
Total for Cafeteria (IA)	\$7,322
Recreational Sports	
Faculty Salaries	\$8,100
Admin/Classified Salaries	\$29,644
Staff Benefits	\$12,312
Umbrella-Other	\$3,306
Total for Recreational Sports	\$53,362
Vending	
Oper Exp	\$4,152
Total for Vending	\$4,152
TOTAL for AUXILIARY ENTERPRISES	\$1,083,968
CONTINGENCY FOR UNEXPECTED EXPENDITURES	
Contingency-All Campus Travel	\$110,000
Contingency-Fac.Leave Grant	\$20,000

Contingency-Equipment	\$50,000
Contingency-Unexpected	\$160,313
Contingency-Unexpected-(Hutto)	\$23,296
TOTAL for CONTINGENCY FOR UNEXPECTED EXPENDITURES	\$363,609
Total Expenditures	\$43,497,318

TEMPLE COLLEGE
DEBT SERVICE
Fiscal Year 2016-17

REVENUE:

Use Fees:	2006 Series	\$1,069,000.00	
	2009 Series	\$248,112.00	
	2013 Series	<u>\$236,100.00</u>	
Total Use Fees:			\$1,553,212.00

Taxes for Debt Service:	2002 Series	\$584,640.00	
	2007 Series	\$558,751.00	
	2010 Series	<u>\$1,012,877.50</u>	
Total Tax:			<u>\$2,156,268.50</u>

TOTAL REVENUE: \$3,709,480.50

EXPENSES:

2002 Series-Limited Tax School Bldg, Equip & Refunding Bonds			
Interest		\$164,640.00	
Principal		<u>\$420,000.00</u>	
			\$584,640.00

2006 Series-Revenue (Use and General Fees) & Refunding Issue			
Interest		\$289,000.00	
Principal		<u>\$780,000.00</u>	
			\$1,069,000.00

2007 Series-Limited Tax School Bldg & Equip Issue			
Interest		\$208,751.00	
Principal		<u>\$350,000.00</u>	
			\$558,751.00

2009 Series-Revenue (Use Fees) Bonds			
Interest		\$8,112.00	
Principal		<u>\$240,000.00</u>	
			\$248,112.00

2010 Series-Limited Tax School Building Bonds			
Interest		\$467,877.50	
Principal		<u>\$545,000.00</u>	
			\$1,012,877.50

2013 Series-Revenue (Use Fees) and Refunding Bonds			
Interest		\$26,100.00	
Principal		<u>\$210,000.00</u>	
			<u>\$236,100.00</u>

TOTAL EXPENSES: \$3,709,480.50

Analysis & Trends

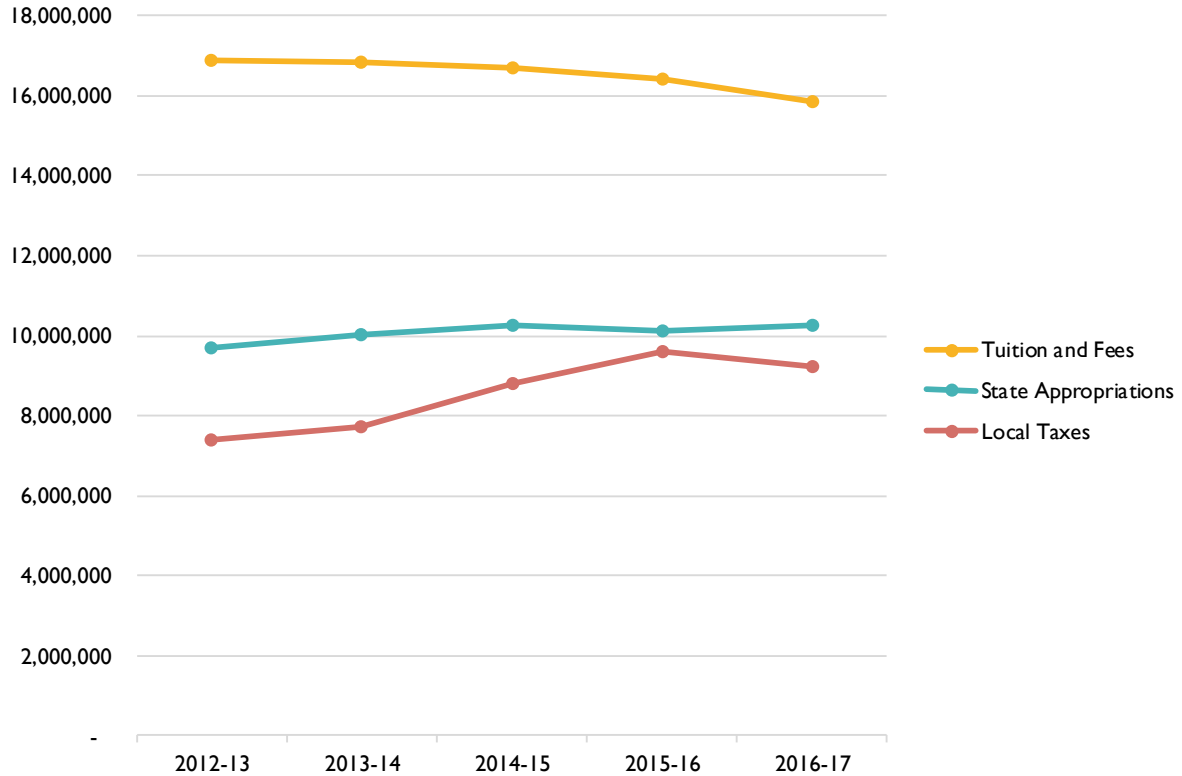
TEMPLE COLLEGE
SUMMARY OF REVENUES AND EXPENDITURES (budgeted)

Budget Years 2013-14 thru 2016-17

REVENUES	2016-17 <u>Budget</u>	2015-16 <u>Budget</u>	2014-15 <u>Budget</u>	2013-14 <u>Budget</u>	<u>Incr/Decr</u>	<u>One-Year % Change</u>
Educational & General						
State Funds	10,264,131	10,113,040	10,277,711	10,025,667	151,091	1.5%
Federal Funds	11,237,230	13,916,187	13,916,187	13,984,222	(2,678,957)	-19.3%
Local Funds	27,111,625	27,811,599	27,141,863	26,024,321	(699,974)	-2.5%
Total Educational & General	48,612,986	51,840,826	51,335,761	50,034,210	(3,227,840)	-6.2%
Auxiliary Enterprises						
Auxiliary Funds	6,500	9,500	9,500	17,500	(3,000)	-31.6%
Total Auxiliary Enterprises	6,500	9,500	9,500	17,500	(3,000)	-31.6%
Transfers						
Transfer of Funds	(5,122,168)	(5,801,406)	(4,114,292)	(4,363,292)	679,238	-11.7%
Total Transfers	(5,122,168)	(5,801,406)	(4,114,292)	(4,363,292)	679,238	-11.7%
TOTAL REVENUES	43,497,318	46,048,920	47,230,969	45,688,418	(2,551,602)	-5.5%
EXPENDITURES						
Educational & General						
Instruction	14,212,002	14,413,597	14,525,361	14,062,462	(201,595)	-1.4%
Public Service	969,771	373,712	369,246	365,367	596,059	159.5%
Academic Support	2,721,414	2,792,542	2,705,738	2,691,789	(71,128)	-2.5%
Student Services	3,311,561	3,356,936	3,442,897	3,106,676	(45,375)	-1.4%
Institutional Support	6,368,207	6,180,072	7,059,084	6,360,640	188,135	3.0%
Physical Plant Operation & Maintenance	3,348,656	3,332,757	3,618,054	3,665,938	15,899	0.5%
Total Educational & General	30,931,611	30,449,616	31,720,380	30,252,872	481,995	1.6%
Student Aid						
Scholarships & Fellowships	11,118,130	14,174,042	14,106,599	14,052,549	(3,055,912)	-21.6%
Total Student Aid	11,118,130	14,174,042	14,106,599	14,052,549	(3,055,912)	-21.6%
Auxiliary Enterprises	1,083,968	1,084,949	1,028,946	1,022,997	(981)	-0.1%
Contingency for Unexpected Expenditures	363,609	340,313	375,044	360,000	23,296	6.8%
TOTAL EXPENDITURES	43,497,318	46,048,920	47,230,969	45,688,418	(2,551,602)	-5.5%

TEMPLE COLLEGE REVENUE ANALYSIS

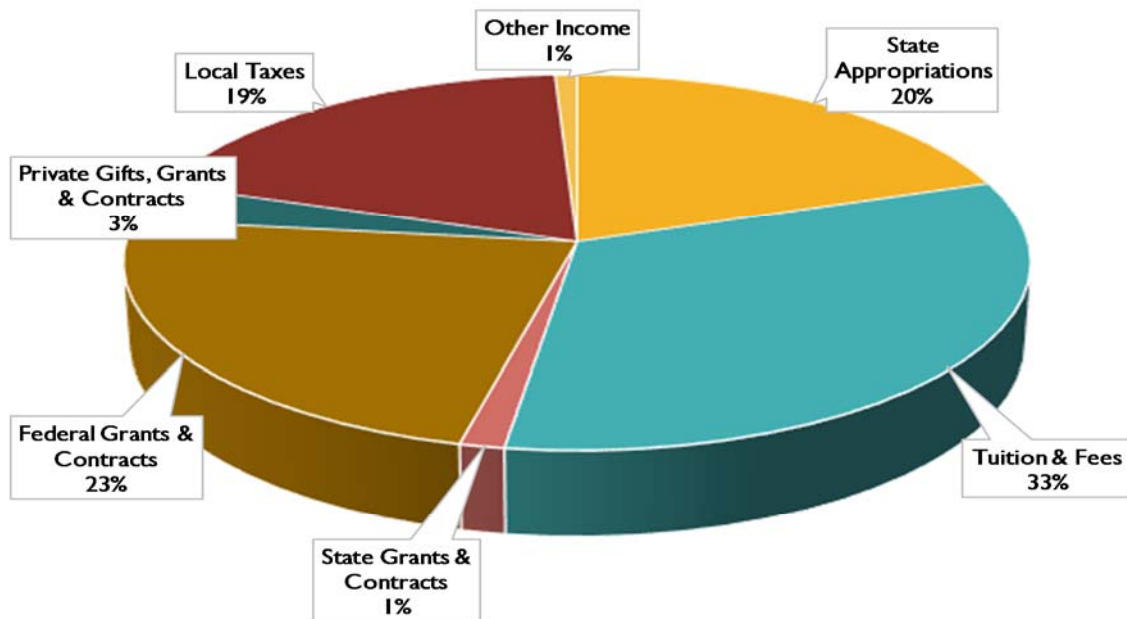
Budget Years 2012-13 thru 2016-17



Budget Year	Tuition and Fees	Percent of Total	State Appropriation	Percent of Total	Local Taxes	Percent of Total
2012-13	16,889,305	49.7%	9,709,989	28.6%	7,385,000	21.7%
2013-14	16,829,671	48.7%	10,025,667	29.0%	7,735,000	22.4%
2014-15	16,682,275	46.7%	10,277,711	28.8%	8,787,324	24.6%
2015-16	16,425,375	45.5%	10,113,040	28.0%	9,600,960	26.6%
2016-17	15,863,575	44.9%	10,264,131	29.0%	9,210,671	26.1%

TEMPLE COLLEGE REVENUE SUMMARY

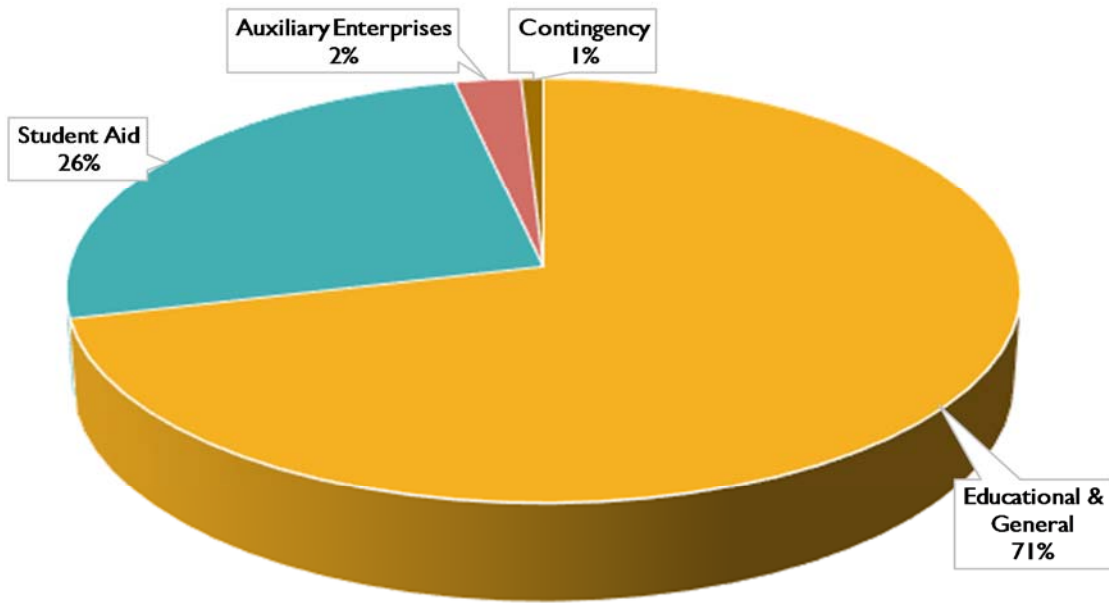
Budget Year 2016-17



	Fiscal Year 2016-17	Percent of Budget
State Appropriations	9,562,247	19.7%
Tuition & Fees	15,863,575	32.6%
State Grants & Contracts	701,884	1.4%
Federal Grants & Contracts	11,237,230	23.1%
Private Gifts, Grants & Contracts	1,611,500	3.3%
Local Taxes	9,210,671	18.9%
Other Income	<u>425,879</u>	<u>0.9%</u>
Total Educational & General Revenue	48,612,986	100.0%

**TEMPLE COLLEGE
EXPENDITURE SUMMARY**

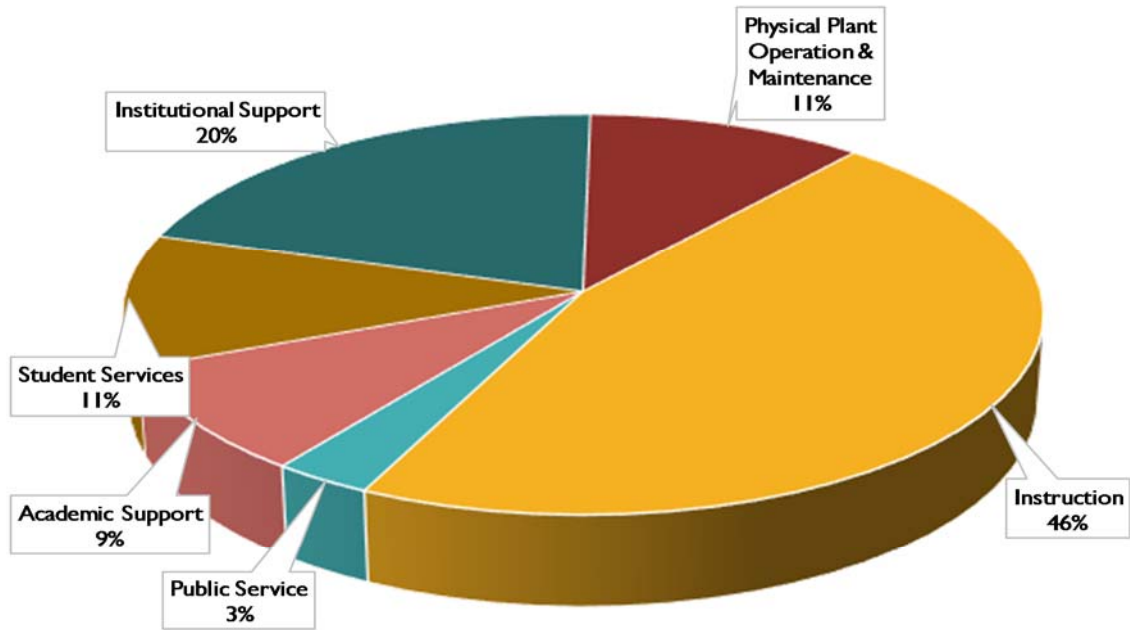
Budget Year 2016-17



	Fiscal Year 2016-17	Percent of Budget
Educational & General	30,931,611	71.1%
Student Aid	11,118,130	25.6%
Auxiliary Enterprises	1,083,968	2.5%
Contingency	<u>363,609</u>	<u>0.8%</u>
Total Expenditures	43,497,318	100.0%

TEMPLE COLLEGE
EDUCATIONAL & GENERAL EXPENDITURES

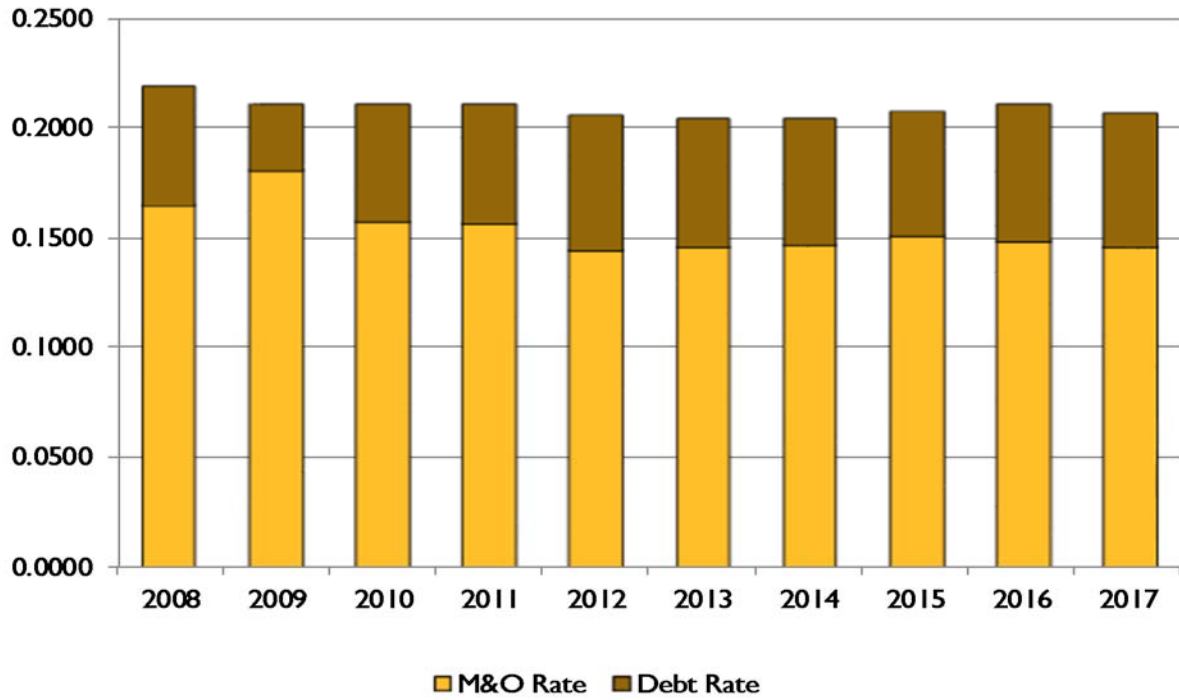
Budget Year 2016-17



	Fiscal Year 2016-17	Percent of Budget
Instruction	14,212,002	45.9%
Public Service	969,771	3.1%
Academic Support	2,721,414	8.8%
Student Services	3,311,561	10.7%
Institutional Support	6,368,207	20.6%
Physical Plant Operation & Maintenance	<u>3,348,656</u>	<u>10.8%</u>
Total Educational & General Expenditures	30,931,611	100.0%

**TEMPLE COLLEGE
PROPERTY TAX: RATES**

Fiscal Years 2008 to 2017



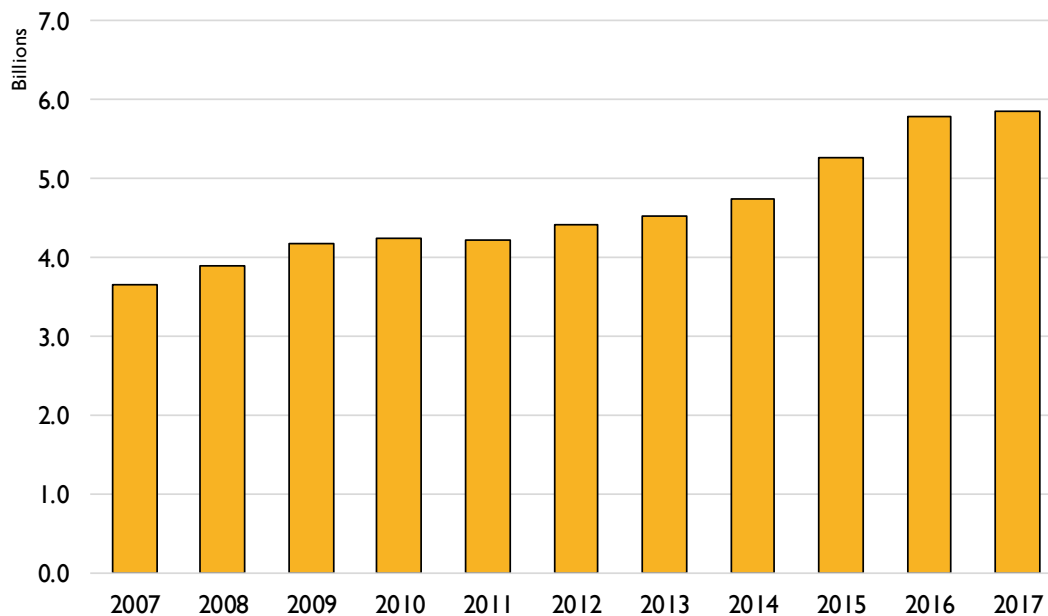
	<u>M&O</u> <u>Rate</u>	<u>Debt</u> <u>Rate</u>	<u>Total</u> <u>Rate</u>
2008	0.1647	0.0533	0.2180
2009	0.1801	0.0299	0.2100
2010	0.1575	0.0525	0.2100
2011	0.1567	0.0533	0.2100
2012	0.1440	0.0614	0.2054
2013	0.1459	0.0577	0.2036
2014	0.1466	0.0570	0.2036
2015	0.1505	0.0560	0.2065
2016	0.1483	0.0617	0.2100
2017	0.1454	0.0603	0.2057

**TEMPLE COLLEGE
PROPERTY TAX: APPRAISAL VALUES**

Fiscal Years 2007 to 2017

Fiscal Year	(+) Appraised Value	(-) Homestead Cap	(=) Assessed Value	(-) Total Exemptions	(=) Net Taxable	Freeze Adjusted Taxable
2007	3,650,095,347	32,207,527	3,617,887,820	845,325,014	2,772,562,806	
2008	3,899,970,039	32,585,491	3,867,384,548	864,084,517	3,003,300,031	
2009	4,166,891,819	29,483,139	4,137,408,680	870,795,959	3,266,612,721	2,947,587,879
2010	4,250,201,770	13,368,125	4,236,833,645	848,681,086	3,388,152,559	3,056,813,744
2011	4,223,400,920	6,288,770	4,217,112,150	855,574,985	3,361,537,165	3,019,456,143
2012	4,413,551,969	7,882,434	4,405,669,535	922,592,900	3,483,076,635	3,134,077,942
2013	4,517,922,725	4,746,806	4,513,175,919	938,920,982	3,574,254,937	3,209,834,373
2014	4,734,883,907	2,789,142	4,732,094,765	948,163,906	3,783,930,859	3,411,908,004
2015	5,255,179,019	2,697,208	5,252,481,811	1,036,020,831	4,216,460,980	3,836,381,309
2016	5,797,723,904	3,254,693	5,794,469,211	1,251,956,051	4,542,513,160	4,133,717,553
2017	5,861,845,618	4,823,653	5,857,021,965	1,415,446,712	4,441,575,253	4,001,825,210
1-yr change	1.1%	48.2%	1.1%	13.1%	-2.2%	-3.2%
8-yr change						35.8%
10-yr change	60.6%	-85.0%	61.9%	67.4%	60.2%	

Assessed Value

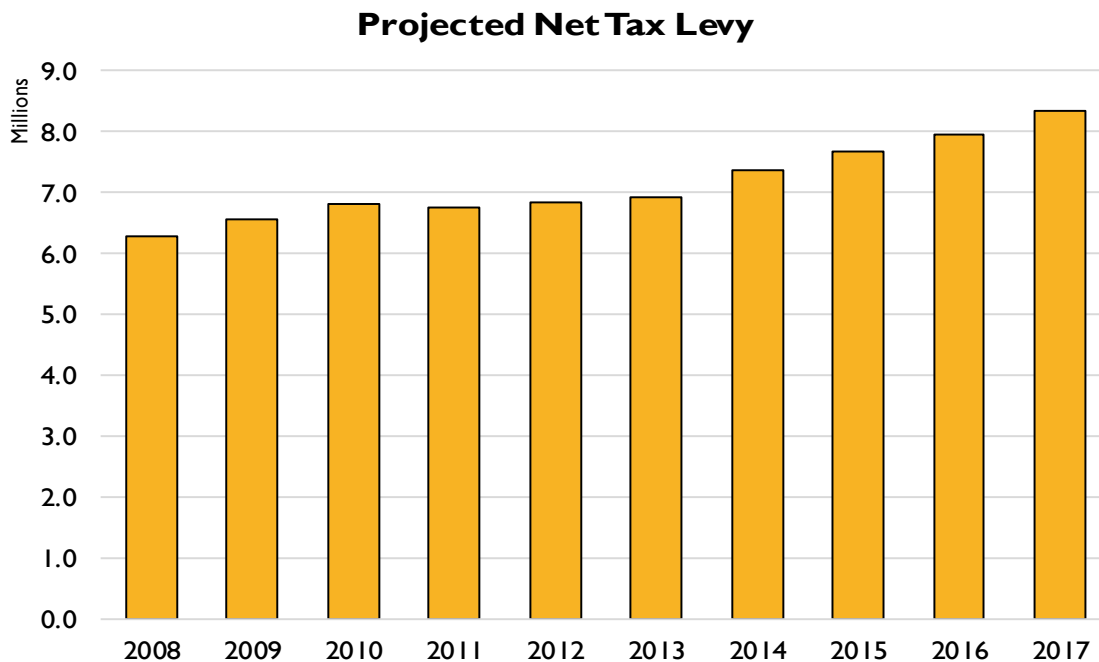


TEMPLE COLLEGE
PROPERTY TAX: PROJECTED AND ACTUAL COLLECTIONS

Fiscal Years 2008 to 2017

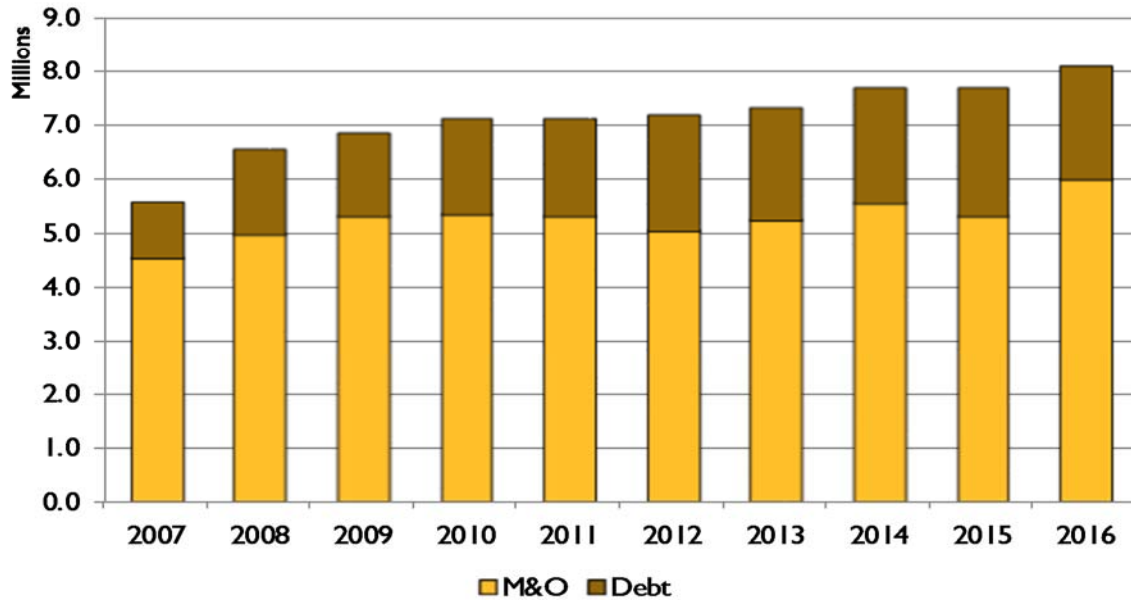
Fiscal Year	(+)	(-)	(=)	(+)	(-)	(=)
	Approximate Total Levy	Projected TIF Levy	Projected Net Tax Levy	Actual Total Levy	Actual TIF Levy	Actual Net Tax Levy
2008	6,547,194	269,099	6,278,095	6,540,884	259,373	6,281,511
2009	6,839,635	272,957	6,566,678	6,837,720	273,242	6,564,478
2010	7,079,211	271,497	6,807,714	7,082,194	269,942	6,812,252
2011	7,021,049	271,535	6,749,514	7,090,970	305,694	6,785,276
2012	7,121,712	279,550	6,842,162	7,168,855	287,477	6,881,378
2013	7,247,310	317,751	6,929,559	7,275,176	308,253	6,966,923
2014	7,672,988	311,621	7,361,367	7,665,068	337,758	7,327,310
2015	8,668,770	992,637	7,676,133	8,579,941	996,394	7,583,547
2016	9,332,280	1,383,813	7,948,467	9,464,952	1,406,131	8,058,821
2017	9,258,750	922,298	8,336,452			
1-yr change	-0.8%	-33.4%	4.9%	10.3%	41.1%	6.3%
9-yr change				44.7%	442.1%	28.3%
10-yr change	41.4%	242.7%	32.8%			

(italics) - as of August 1



**TEMPLE COLLEGE
PROPERTY TAX: REVENUE COLLECTIONS**

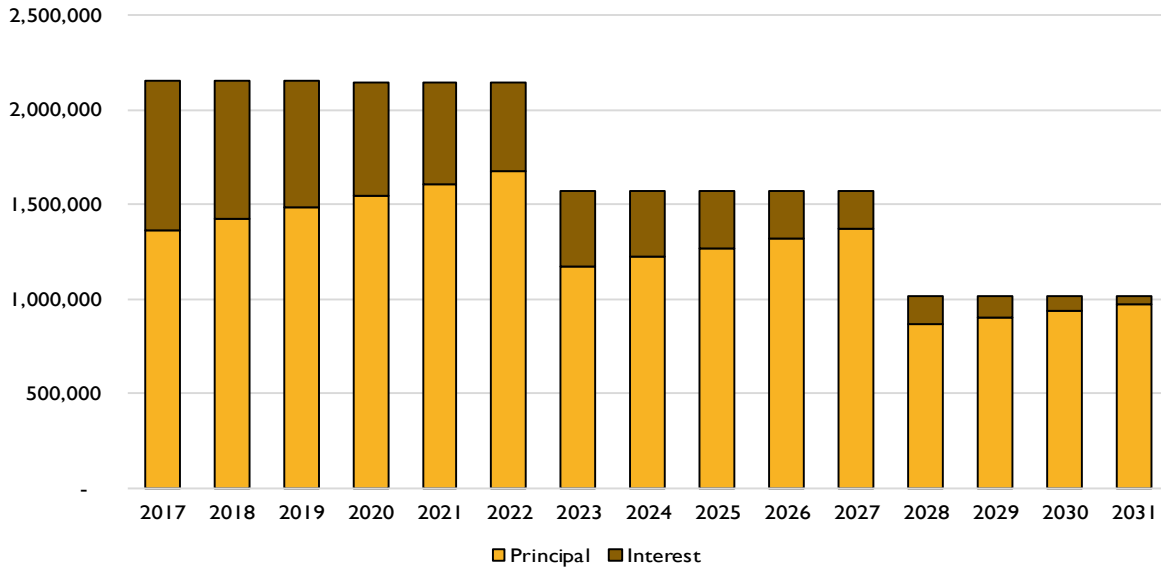
Fiscal Years 2007 to 2016



	M&O	Debt	Total
	<u>Tax Revenue</u>	<u>Tax Revenue</u>	<u>Tax Revenue</u>
2007	4,532,813	1,026,467	5,559,280
2008	4,953,066	1,587,818	6,540,884
2009	5,288,890	1,548,830	6,837,720
2010	5,323,379	1,758,815	7,082,194
2011	5,301,008	1,789,962	7,090,970
2012	5,037,586	2,131,269	7,168,855
2013	5,217,902	2,057,274	7,275,176
2014	5,524,656	2,140,412	7,665,068
2015	5,303,079	2,340,631	7,643,710
2016	5,973,947	2,084,874	8,058,821

(italics) - as of August 1

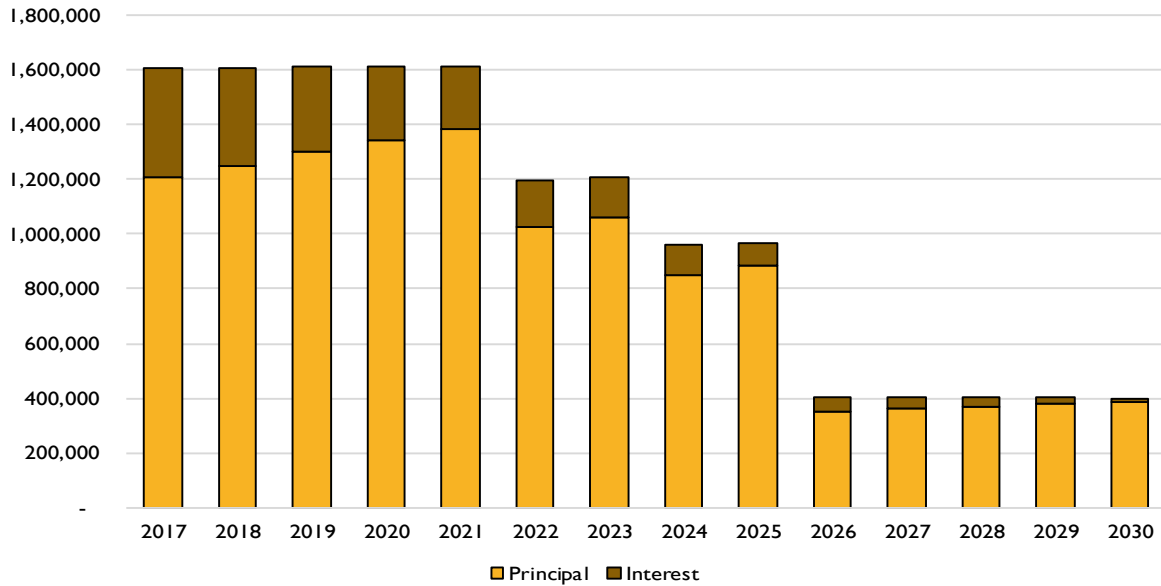
TEMPLE COLLEGE
DEBT SERVICE SCHEDULE
 ALL GENERAL OBLIGATION ISSUES



Fiscal Year	Principal	Interest	Total
2017	1,365,000	785,231	2,150,231
2018	1,425,000	727,072	2,152,072
2019	1,485,000	666,348	2,151,348
2020	1,545,000	603,012	2,148,012
2021	1,610,000	537,111	2,147,111
2022	1,675,000	468,401	2,143,401
2023	1,175,000	396,929	1,571,929
2024	1,220,000	350,379	1,570,379
2025	1,265,000	302,046	1,567,046
2026	1,320,000	251,930	1,571,930
2027	1,370,000	199,636	1,569,636
2028	870,000	145,360	1,015,360
2029	900,000	110,995	1,010,995
2030	935,000	75,445	1,010,445
2031	975,000	38,513	1,013,513
TOTALS	\$19,135,000	\$5,658,408	\$24,793,408

Average Annual Debt Years \$1,652,894
15

**TEMPLE COLLEGE
DEBT SERVICE SCHEDULE
ALL REVENUE ISSUES**

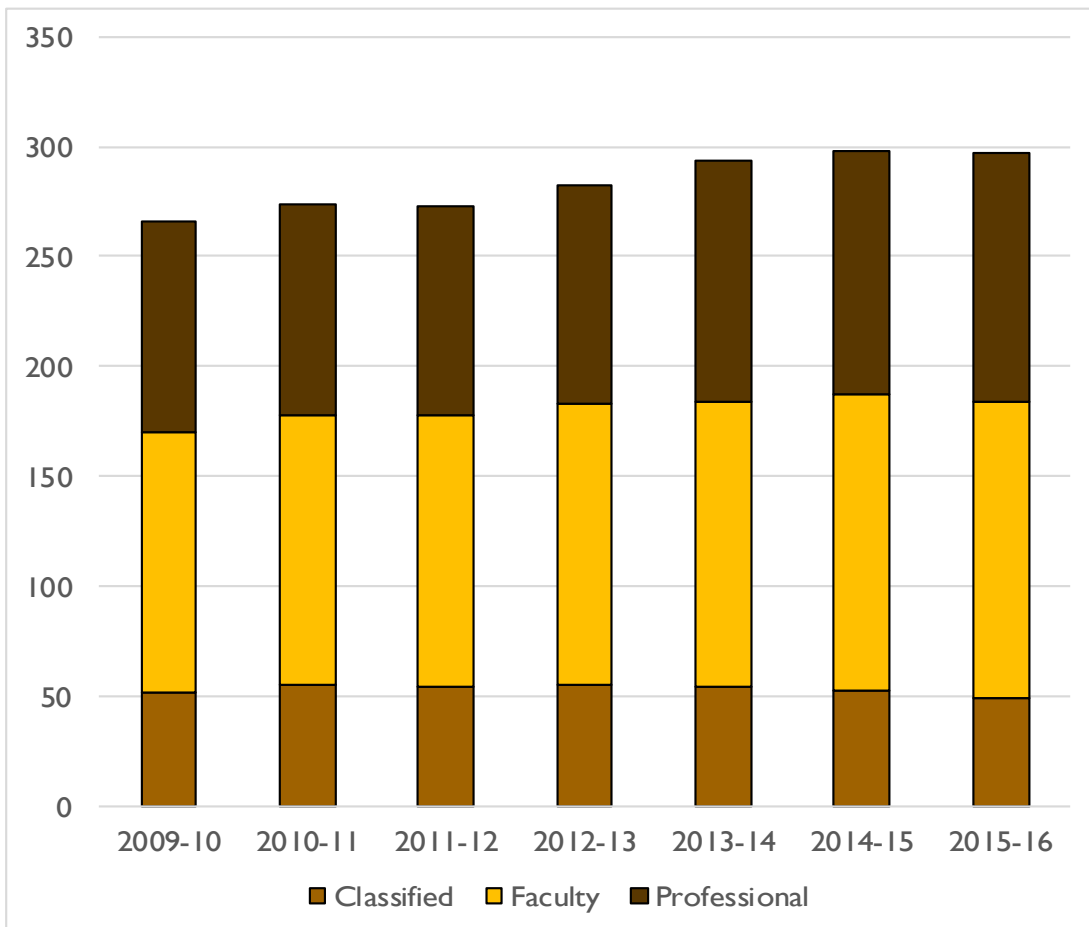


Fiscal <u>Year</u>	<u>Principal</u>	<u>Interest</u>	<u>Total</u>
2017	1,210,000	397,863	1,607,863
2018	1,250,000	357,092	1,607,092
2019	1,300,000	314,906	1,614,906
2020	1,345,000	270,905	1,615,905
2021	1,385,000	225,290	1,610,290
2022	1,025,000	172,133	1,197,133
2023	1,060,000	146,722	1,206,722
2024	850,000	114,026	964,026
2025	885,000	83,854	968,854
2026	350,000	52,398	402,398
2027	360,000	42,458	402,458
2028	370,000	32,234	402,234
2029	380,000	21,726	401,726
2030	385,000	10,934	395,934
TOTALS	\$12,155,000	\$2,242,540	\$14,397,540

Average Annual Debt \$1,028,396
 Years 14

TEMPLE COLLEGE
FULL-TIME EMPLOYEES
 Fiscal Years 2009-10 to 2015-16

	Employee Classification			Total
	Classified	Faculty	Professional	
2009-10	52	118	96	266
2010-11	55	123	96	274
2011-12	54	124	95	273
2012-13	55	128	99	282
2013-14	54	130	110	294
2014-15	53	134	111	298
2015-16	49	135	113	297



TEMPLE COLLEGE
SUMMARY OF REVENUES AND EXPENDITURES (audited)

Fiscal Years 2009-10 thru 2014-15

REVENUES	<u>2014-15</u>	<u>2013-14</u>	<u>2012-13</u>	<u>2011-12</u>	<u>2010-11</u>	<u>2009-10</u>
Educational & General						
State Funds	10,460,233	10,020,792	9,663,101	10,331,702	10,690,663	10,831,850
Federal Funds	12,286,381	13,203,419	13,615,064	14,912,073	16,020,731	13,412,446
Local Funds	20,136,197	20,707,174	20,917,570	20,965,872	18,759,210	16,832,840
Tuition and Fees (Net)	10,841,836	11,467,980	12,237,686	12,584,768	9,891,698	9,122,959
Local Taxes	7,643,710	7,665,068	7,275,176	7,168,855	7,090,970	7,082,194
Other	1,650,651	1,574,126	1,404,708	1,212,249	1,776,542	627,687
Total Educational & General	42,882,811	43,931,385	44,195,735	46,209,647	45,470,604	41,077,136
Auxiliary Enterprises						
Auxiliary Funds	316,675	323,505	295,841	314,672	350,987	333,658
Total Auxiliary Enterprises	316,675	323,505	295,841	314,672	350,987	333,658
TOTAL REVENUES	43,199,486	44,254,890	44,491,576	46,524,319	45,821,591	41,410,794
EXPENDITURES						
Educational & General						
Instruction	13,530,849	13,801,015	13,343,474	12,936,785	12,981,271	12,418,778
Public Service	870,514	628,553	640,914	587,634	1,021,402	910,929
Academic Support	2,534,136	2,568,976	2,450,670	2,445,822	2,400,693	2,301,416
Student Services	3,097,365	3,061,536	2,809,378	2,579,001	2,428,936	2,331,668
Institutional Support	5,975,117	6,234,634	6,221,177	5,028,984	5,481,748	5,256,638
Physical Plant Operation & Maintenance	3,370,457	3,364,739	3,014,972	3,215,803	2,972,570	2,644,419
Total Educational & General	29,378,438	29,659,453	28,480,585	26,794,029	27,286,620	25,863,848
Student Aid						
Scholarships & Fellowships	8,177,253	8,747,793	9,340,659	10,366,804	10,071,348	8,680,049
Total Student Aid	8,177,253	8,747,793	9,340,659	10,366,804	10,071,348	8,680,049
Auxiliary Enterprises	1,019,076	1,034,566	1,079,387	1,003,810	1,124,467	1,211,278
Other	2,999,931	3,157,981	3,527,175	3,583,077	3,355,260	2,748,356
TOTAL EXPENDITURES	41,574,698	42,599,793	42,427,806	41,747,720	41,837,695	38,503,531
Increase in Net Assets	1,624,788	1,655,097	2,063,770	4,776,599	3,983,896	2,907,263
Annual Unduplicated Student Enrollment	10,206	10,812	11,652	11,978	11,023	10,501