

TEMPLE COLLEGE
BOARD OF TRUSTEES QUARTERLY INVESTMENT REPORT
1st Quarter FY 2020

	Interest Rate	Book/Market Value 8/31/2019	Receipts	Interest Earnings	Distributions	Book/Market Value 11/30/2019	Operating Funds	Restricted Funds
<u>Cash and Cash Equivalents</u>								
BBVA Compass - Money Market	0.65%	\$20,000	\$6,597,244	\$74	\$3,559,131	\$3,058,187	\$3,058,187	\$0
BBVA Compass - Operating Account	0.00%	\$1,871,392	\$18,953,210	\$0	\$19,370,870	\$1,453,732	\$640,320	\$813,412
BBVA Compass - Student Refund Account	0.00%	\$440,744	\$3,200,637	\$0	\$3,467,756	\$173,626	\$173,626	\$0
BBVA Compass - Federal Funds Account	0.00%	\$171,040	\$7,455,513	\$0	\$7,395,380	\$231,173	\$0	\$231,173
BBVA Compass - Payroll Account	0.00%	\$500	\$4,454,325	\$0	\$4,452,829	\$1,996	\$1,996	\$0
BBVA Compass - Plant Account	0.00%	\$88,458	\$46,196	\$0	\$110,024	\$24,630	-\$10,937	\$35,567
Petty Cash	0.00%	\$3,807	\$0	\$0	\$108	\$3,699	\$3,699	\$0
Raymond James Money Market	0.00%	\$5,050	\$0	\$1	\$5,051	\$0	\$0	\$0
Subtotal Cash and Cash Equivalents		\$2,600,991	\$40,707,125	\$75	\$38,361,149	\$4,947,042	\$3,866,890	\$1,080,152
<u>Cash in Investment Pools</u>								
TexasClass (MBIA) - Bond Reserves	1.94%	\$2,883,367	\$581,583	\$16,120	\$0	\$3,481,070	\$0	\$3,481,070
RESERVE 03,06,09 Texas Class	1.94%	\$1,657,187	\$0	\$8,728	\$0	\$1,665,915	\$0	\$1,665,915
TexasClass (MBIA) - Building Improvement Funds	1.94%	\$6,714,897	\$0	\$35,259	\$30,411	\$6,719,745	\$6,719,745	\$0
TexasClass (MBIA) - Operating Account	1.94%	\$6,104,904	\$6,333,703	\$43,914	\$1,881,583	\$10,600,938	\$10,600,938	\$0
TexasClass (MBIA) - Board of Trustees Fund	1.94%	\$2,081,094	\$0	\$10,804	\$0	\$2,091,898	\$2,091,898	\$0
Texpool - Building Improvement Funds	1.68%	\$1,020	\$0	\$5	\$0	\$1,025	\$1,025	\$0
Texpool - Operating Account	1.68%	\$1,020	\$10	\$5	\$0	\$1,035	\$1,035	\$0
Subtotal Cash in Investment Pools		\$17,786,302	\$6,915,296	\$106,107	\$1,911,994	\$22,895,711	\$19,414,641	\$3,481,070
<u>Cash Invested in Certificates of Deposit</u>								
First United Bank - 24 mo. CD (10/11/19)	1.54%	\$1,500,000	\$0	\$46,579	\$1,546,579	\$0	\$0	\$0
BBVA Compass Bank - 24 mo. CD (4/11/2020)	2.40%	\$1,000,000	\$0	\$0	\$0	\$1,000,000	\$1,000,000	\$0
BBVA Compass Bank - 24 mo. CD (10/19/2020)	2.90%	\$1,000,000	\$0	\$0	\$0	\$1,000,000	\$1,000,000	\$0
Multi-Bank Securities, Inc.	3.00%	\$994,000	\$0	\$9,360	\$9,360	\$994,000	\$994,000	\$0
Subtotal Cash Invested in Certificates of Deposit		\$4,494,000	\$0	\$55,939	\$1,555,939	\$2,994,000	\$2,994,000	\$0
<u>Investments in Long-Term Securities</u>								
(none)		\$0	\$0	\$0	\$0	\$0	\$0	\$0
Subtotal Operating Funds Invested in Securities		\$0	\$0	\$0	\$0	\$0	\$0	\$0

Total Cash, Cash Equivalents and Investments	<u>\$24,881,293</u>	<u>\$47,622,421</u>	<u>\$162,121</u>	<u>\$41,829,082</u>	<u>\$30,836,753</u>	<u>\$26,275,531</u>	<u>\$4,561,222</u>
---	---------------------	---------------------	------------------	---------------------	---------------------	---------------------	--------------------

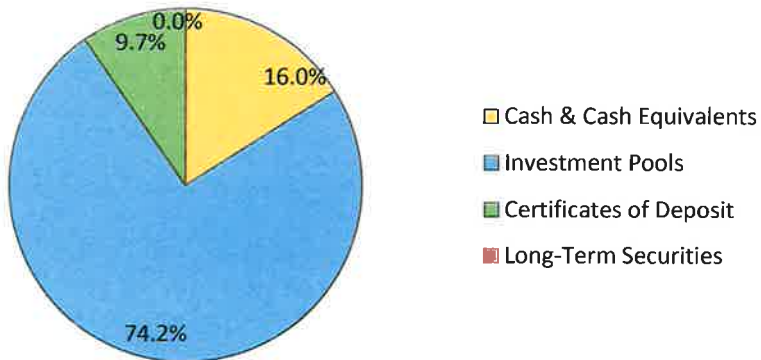
This schedule is in compliance with the Public Investment Act and the Investment Policy of Temple College.

Signed:

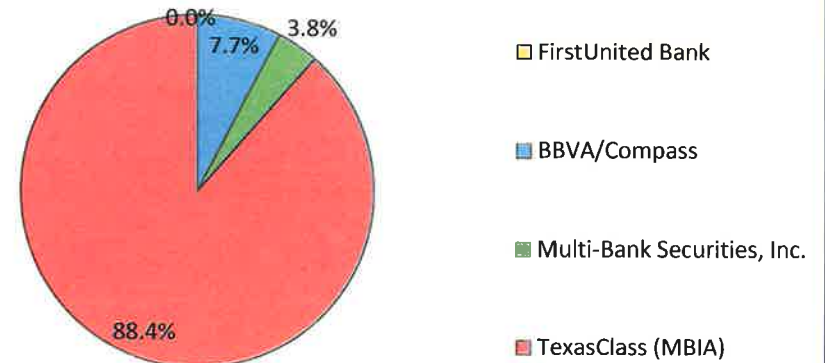


CFO/Sr. VP for Finance and Administrative Services

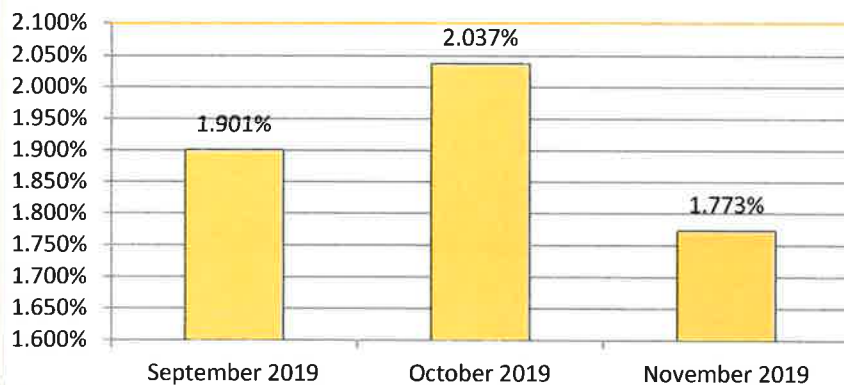
INVESTMENTS BY CLASSIFICATION



VENDOR DIVERSIFICATION



AVERAGE RATE OF RETURN



OPERATING vs RESTRICTED FUNDS

