



MEMORANDUM

Office of the Vice President for Administrative Services

To: Board of Trustees and Dr. Ponce

From: Van Miller

Date: January 18, 2019

Re: Public Funds Investment Act Disclosure, First Quarter Report, FY2019

The attached is investment report for the quarter of September – November 2018, is provided as required by the Public Funds Investment Act, Government Code, Chapter 2256. The College employs a “buy-and-hold” philosophy for investments that mitigates temporary price volatility. The bulk of College operating funds are in government pools that invest in short-term U.S. Treasury and government agency securities, including repurchase agreements collateralized by U.S. Treasury Securities. The weighted average maturities of the pools cannot exceed 60 days. These pools, e.g. TexPool, are managed conservatively to provide a safe, efficient, and liquid investment for Texas governments. Over the past couple of years, collateralized CD’s have been purchased in an effort to increase investment yield, while maintaining minimal risk.


TEMPLE COLLEGE
BOARD OF TRUSTEES QUARTERLY INVESTMENT REPORT
1st Quarter FY 2019

	Interest Rate	Book/Market Value 8/31/2018	Receipts	Interest Earnings	Distributions	Book/Market Value 11/30/2018
<u>Cash and Cash Equivalents</u>						
BBVA Compass - Money Market	0.75%	\$23,319	\$6,141,424	\$200	\$6,144,943	\$20,000
BBVA Compass - Operating Account	0.00%	\$1,520,120	\$25,737,070	\$0	\$26,417,215	\$839,975
BBVA Compass - Student Refund Account	0.00%	\$58,325	\$3,417,961	\$0	\$3,371,652	\$104,634
BBVA Compass - Federal Funds Account	0.00%	\$239,623	\$7,622,591	\$0	\$7,624,582	\$237,632
BBVA Compass - Payroll Account	0.00%	\$500	\$4,385,585	\$0	\$4,385,585	\$500
BBVA Compass - Plant Account	0.00%	\$24,059	\$1,318,781	\$0	\$1,297,274	\$45,566
Petty Cash	0.00%	\$3,807	\$0	\$0	\$91	\$3,716
Subtotal Cash and Cash Equivalents		\$1,869,753	\$48,623,412	\$200	\$49,241,342	\$1,252,023
<u>Cash in Investment Pools</u>						
TexasClass (MBIA) - Bond Reserves	2.42%	\$2,613,996	\$1,658,368	\$16,017	\$33,235	\$4,255,146
TexasClass (MBIA) - Building Improvement Funds	2.42%	\$7,202,203	\$305,092	\$44,261	\$150,000	\$7,401,556
TexasClass (MBIA) - Operating Account	2.42%	\$6,183,800	\$11,453,142	\$51,142	\$6,773,367	\$10,914,717
TexasClass (MBIA) - Board of Trustees Fund	2.42%	\$2,030,166	\$0	\$11,897	\$0	\$2,042,063
Texpool - Building Improvement Funds	2.20%	\$1,031	\$0	\$6	\$35	\$1,002
Texpool - Operating Account	2.20%	\$1,031	\$0	\$6	\$35	\$1,002
Subtotal Cash in Investment Pools		\$18,032,227	\$13,416,602	\$123,329	\$6,956,672	\$24,615,486
<u>Cash Invested in Certificates of Deposit</u>						
BBVA Compass Bank - 24 mo. CD (04/11/2020)	2.40%	\$1,000,000	\$0	\$0	\$0	\$1,000,000
BBVA Compass Bank - 24 mo. CD (10/19/2020)	2.90%	\$0	\$1,000,000	\$0	\$0	\$1,000,000
Central National Bank - 24 mo. CD (10/17/2018)	1.21%	\$1,046,682	\$0	\$3,228	\$1,049,910	\$0
Central National Bank - 24 mo. CD (10/17/2018)	1.21%	\$1,038,859	\$0	\$3,204	\$1,042,063	\$0
First United Bank - 24 mo. CD (10/11/19)	1.54%	\$1,500,000	\$0	\$0	\$0	\$1,500,000
MBS	3.00%	\$0	\$994,000	\$0	\$0	\$994,000
Raymond James	0.50%	\$1,017,871	\$0	\$0	\$17,664	\$1,000,207


Subtotal Cash Invested in Certificates of Deposit	\$5,603,412	\$1,994,000	\$6,432	\$2,109,637	\$5,494,207
<u>Investments in Long-Term Securities</u>					
(none)					
Subtotal Operating Funds Invested in Securities	\$0	\$0	\$0	\$0	\$0
Total Cash, Cash Equivalents and Investments	<u>\$25,505,392</u>	<u>\$64,034,014</u>	<u>\$129,961</u>	<u>\$58,307,651</u>	<u>\$31,361,716</u>

This schedule is in compliance with the Public Funds Investment Act and the Investment Policy of Temple College

Signed:



VP Administrative Services/CFO

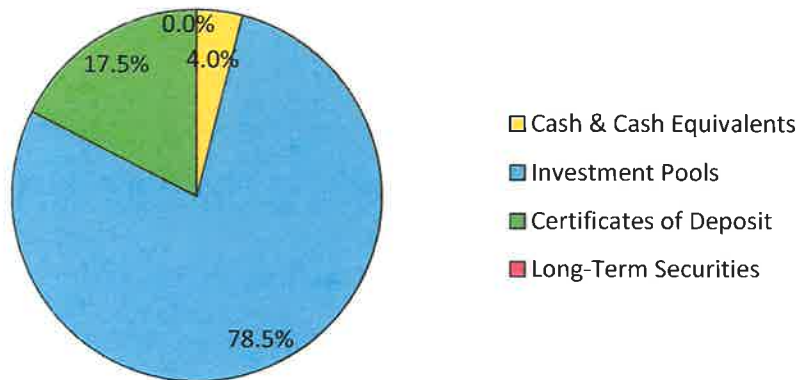


AVP Finance

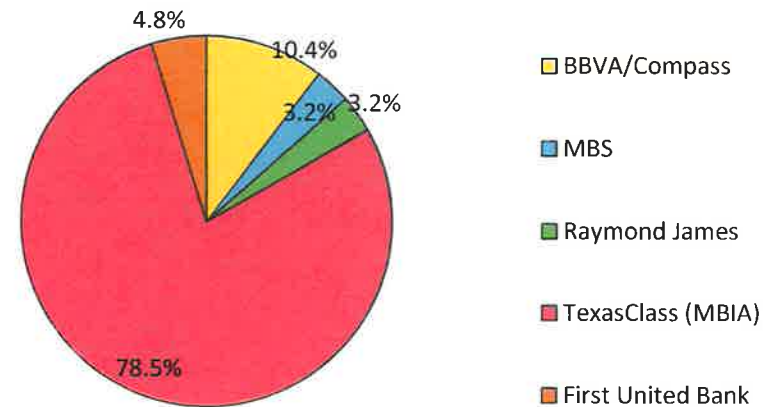


Director of Accounting

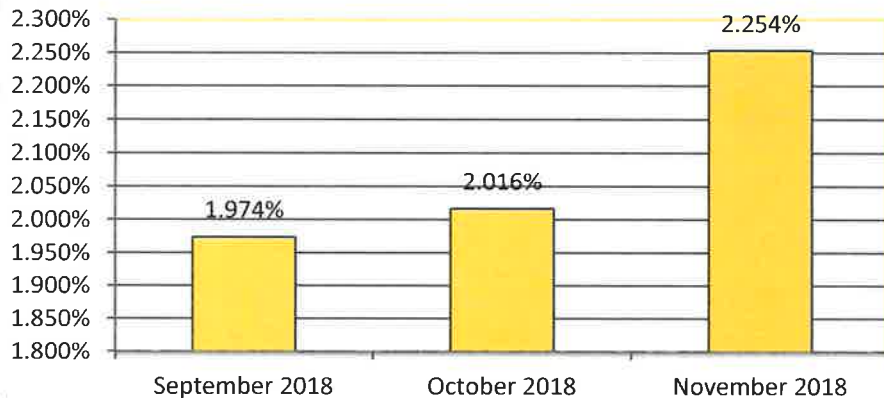
INVESTMENTS BY CLASSIFICATION



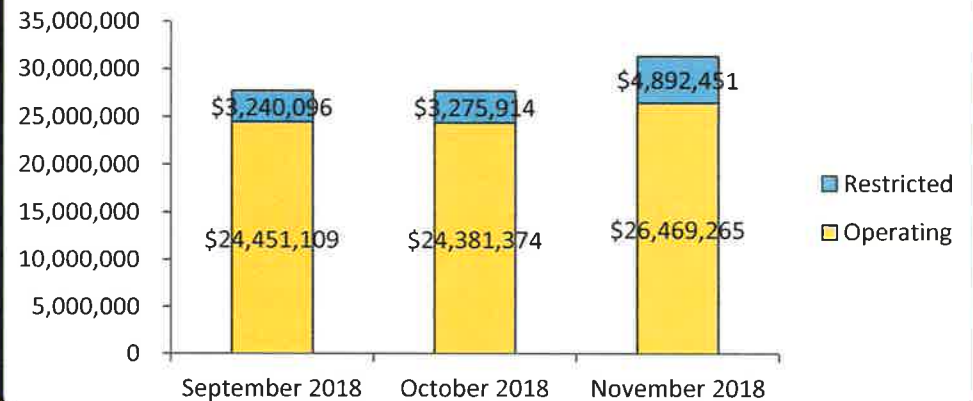
VENDOR DIVERSIFICATION



AVERAGE RATE OF RETURN



OPERATING vs RESTRICTED FUNDS





MEMORANDUM

Office of the Vice President for Administrative Services

To: Dr. Ponce & Board of Trustees

From: Dr. Van D. Miller

Date: March 7, 2019

Re: Public Funds Investment Act Disclosure, Second Quarter 2018-2019

The attached investment report for the quarter of December 2018 – February 2019 is provided as required by the Public Funds Investment Act, Government Code, and Chapter 2256. The College employs a “buy-and-hold” philosophy for investments that mitigates temporary price volatility. The bulk of College operating funds are in government pools that invest in short-term U.S. Treasury and government agency securities, including repurchase agreements collateralized by U.S. Treasury Securities. The weighted average maturities of the pools cannot exceed 60 days. These pools, e.g. TexPool, are managed conservatively to provide a safe, efficient, and liquid investment for the Texas governments. Over the past couple of years, collateralized CD’s have been purchased in an effort to increase investment yield, while maintaining minimal risk.

TEMPLE COLLEGE
BOARD OF TRUSTEES QUARTERLY INVESTMENT REPORT
2nd Quarter FY 2019

	Interest Rate	Book/Market Value 11/30/2018	Receipts	Interest Earnings	Distributions	Book/Market Value 2/28/2019
<u>Cash and Cash Equivalents</u>						
BBVA Compass - Money Market	0.75%	\$20,000	\$3,188,083	\$259	\$2,339,668	\$868,674
BBVA Compass - Operating Account	0.00%	\$839,975	\$20,796,355	\$0	\$20,464,033	\$1,172,297
BBVA Compass - Student Refund Account	0.00%	\$104,634	\$3,134,755	\$0	\$3,212,589	\$26,800
BBVA Compass - Federal Funds Account	0.00%	\$237,632	\$6,288,373	\$0	\$6,284,685	\$241,320
BBVA Compass - Payroll Account	0.00%	\$500	\$4,207,915	\$0	\$4,207,915	\$500
BBVA Compass - Plant Account	0.00%	\$45,566	\$955,084	\$0	\$948,634	\$52,016
Petty Cash	0.00%	\$3,716	\$0	\$0	\$54	\$3,662
Subtotal Cash and Cash Equivalents		\$1,252,023	\$38,570,565	\$259	\$37,457,578	\$2,365,269
<u>Cash in Investment Pools</u>						
TexasClass (MBIA) - Bond Reserves	2.63%	\$4,255,146	\$1,732,620	\$28,802	\$462,859	\$5,553,709
TexasClass (MBIA) - Building Improvement Funds	2.63%	\$7,401,556	\$0	\$48,132	\$216,000	\$7,233,688
TexasClass (MBIA) - Operating Account	2.63%	\$10,914,717	\$8,421,269	\$67,702	\$8,432,619	\$10,971,069
TexasClass (MBIA) - Board of Trustees Fund	2.63%	\$2,042,063	\$0	\$13,061	\$0	\$2,055,124
Texpool - Building Improvement Funds	2.39%	\$1,002	\$0	\$6	\$0	\$1,008
Texpool - Operating Account	2.39%	\$1,002	\$0	\$6	\$0	\$1,008
Subtotal Cash in Investment Pools		\$24,615,486	\$10,153,889	\$157,709	\$9,111,478	\$25,815,606
<u>Cash Invested in Certificates of Deposit</u>						
BBVA Compass Bank - 24 mo. CD (04/11/2020)	2.40%	\$1,000,000	\$0	\$0	\$0	\$1,000,000
BBVA Compass Bank - 24 mo. CD (10/19/2020)	2.90%	\$1,000,000	\$0	\$0	\$0	\$1,000,000
First United Bank - 24 mo. CD (10/11/19)	1.54%	\$1,500,000	\$0	\$0	\$0	\$1,500,000
MBS	3.00%	\$1,500,000	\$0	\$0	\$0	\$1,500,000
Raymond James	0.50%	\$1,000,207	\$0	\$0	\$0	\$1,000,207
Subtotal Cash Invested in Certificates of Deposit		\$5,494,207	\$0	\$2,482	\$2,482	\$5,494,207

Investments in Long-Term Securities

(none)

Subtotal Operating Funds Invested in Securities	\$0	\$0	\$0	\$0	\$0
Total Cash, Cash Equivalents and Investments	<u>\$31,361,716</u>	<u>\$48,724,454</u>	<u>\$160,450</u>	<u>\$46,571,538</u>	<u>\$33,675,082</u>

This schedule is in compliance with the Public Funds Investment Act and the Investment Policy of Temple College

Signed:



VP Administrative Services/CFO

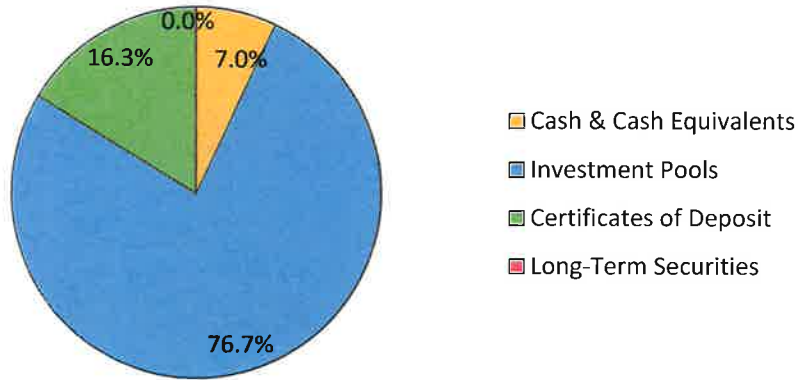


AVP Finance

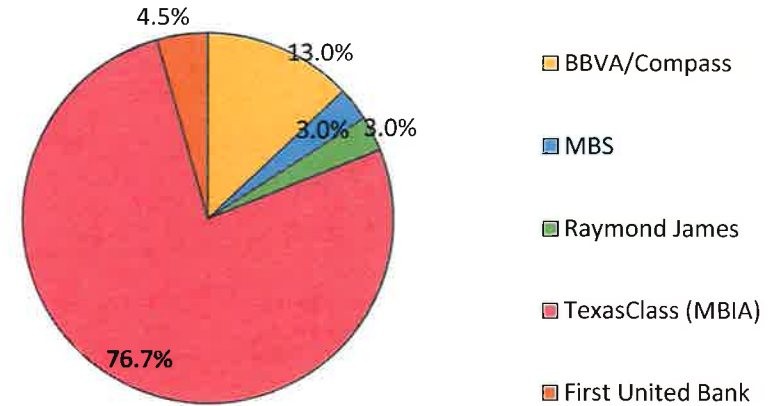


Director of Accounting

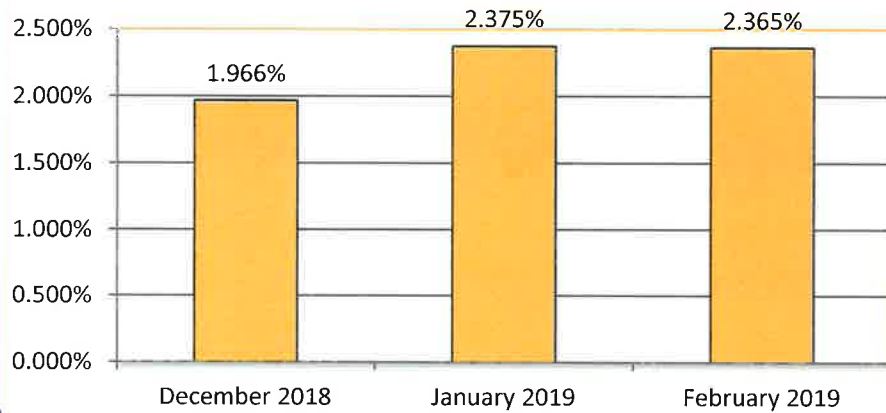
INVESTMENTS BY CLASSIFICATION



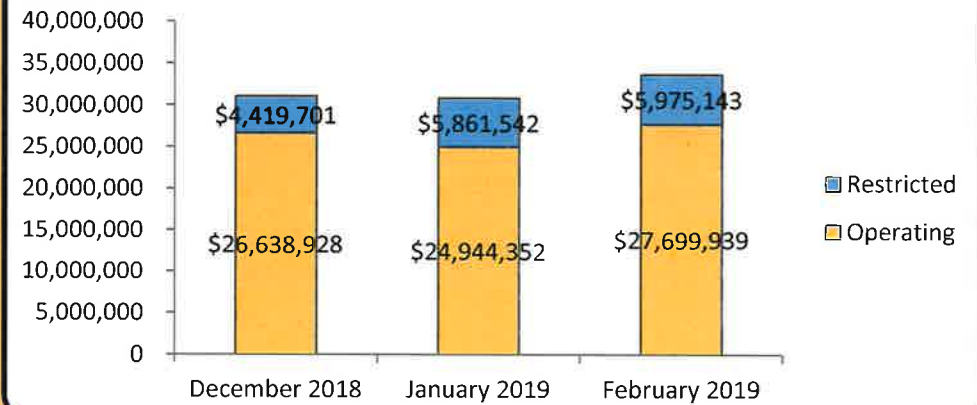
VENDOR DIVERSIFICATION



AVERAGE RATE OF RETURN



OPERATING vs RESTRICTED FUNDS



TEMPLE COLLEGE
BOARD OF TRUSTEES QUARTERLY INVESTMENT REPORT
3rd Quarter FY 2019

	Interest Rate	Book/Market Value 3/31/2019	Receipts	Interest Earnings	Distributions	Book/Market Value 5/31/2019	Operating Funds	Restricted Funds
<u>Cash and Cash Equivalents</u>								
BBVA Compass - Money Market	0.75%	\$868,674	\$252,289	\$227	\$1,082,558	\$38,632	\$38,632	\$0
BBVA Compass - Operating Account	0.00%	\$1,172,297	\$12,574,511	\$0	\$13,056,456	\$690,352	\$103,020	\$587,332
BBVA Compass - Student Refund Account	0.00%	\$26,800	\$1,024,984	\$0	\$962,218	\$89,566	\$89,566	\$0
BBVA Compass - Federal Funds Account	0.00%	\$241,320	\$878,956	\$0	\$888,703	\$231,573	\$0	\$231,573
BBVA Compass - Payroll Account	0.00%	\$500	\$4,366,448	\$0	\$4,366,448	\$500	\$500	\$0
BBVA Compass - Plant Account	0.00%	\$52,016	\$232,619	\$0	\$231,013	\$53,622	-\$94,708	\$148,330
Petty Cash	0.00%	\$3,662	\$0	\$0	\$0	\$3,662	\$3,662	\$0
Subtotal Cash and Cash Equivalents		\$2,365,269	\$19,329,807	\$227	\$20,587,396	\$1,107,907	\$140,672	\$967,235
<u>Cash in Investment Pools</u>								
TexasClass (MBIA) - Bond Reserves	2.56%	\$5,553,709	\$335,345	\$37,367	\$287,879	\$5,638,542	\$0	\$5,638,542
TexasClass (MBIA) - Building Improvement Funds	2.56%	\$7,233,688	\$0	\$46,979	\$42,000	\$7,238,667	\$7,238,667	\$0
TexasClass (MBIA) - Operating Account	2.56%	\$10,971,069	\$2,623,069	\$63,282	\$5,690,345	\$7,967,075	\$7,967,075	\$0
TexasClass (MBIA) - Board of Trustees Fund	2.56%	\$2,055,124	\$0	\$13,426	\$0	\$2,068,550	\$2,068,550	\$0
Texpool - Building Improvement Funds	2.41%	\$1,008	\$0	\$6	\$0	\$1,014	\$1,014	\$0
Texpool - Operating Account	2.41%	\$1,008	\$0	\$6	\$0	\$1,014	\$1,014	\$0
Subtotal Cash in Investment Pools		\$25,815,606	\$2,958,414	\$161,066	\$6,020,224	\$22,914,862	\$17,276,320	\$5,638,542
<u>Cash Invested in Certificates of Deposit</u>								
First United Bank - 24 mo. CD (10/11/19)	1.54%	\$1,500,000	\$0	\$0	\$0	\$1,500,000	\$1,500,000	\$0
BBVA Compass Bank - 24 mo. CD (4/11/2020)	2.40%	\$1,000,000	\$0	\$0	\$0	\$1,000,000	\$1,000,000	\$0
Raymond James	0.50%	\$1,000,207	\$0	\$0	\$0	\$1,000,207	\$1,000,207	\$0
BBVA Compass Bank - 24 mo. CD (10/19/2020)	2.90%	\$1,000,000	\$0	\$0	\$0	\$1,000,000	\$1,000,000	\$0
Multi-Bank Securities, Inc.	3.00%	\$994,000	\$0	\$11,191	\$11,191	\$994,000	\$994,000	\$0
Subtotal Cash Invested in Certificates of Deposit		\$5,494,207	\$0	\$11,191	\$11,191	\$5,494,207	\$5,494,207	\$0
<u>Investments in Long-Term Securities</u>								
(none)		\$0	\$0	\$0	\$0	\$0	\$0	\$0
Subtotal Operating Funds Invested in Securities		\$0	\$0	\$0	\$0	\$0	\$0	\$0

Total Cash, Cash Equivalents and Investments

\$33,675,082

\$22,288,221


\$172,484


\$26,618,811

\$29,516,976

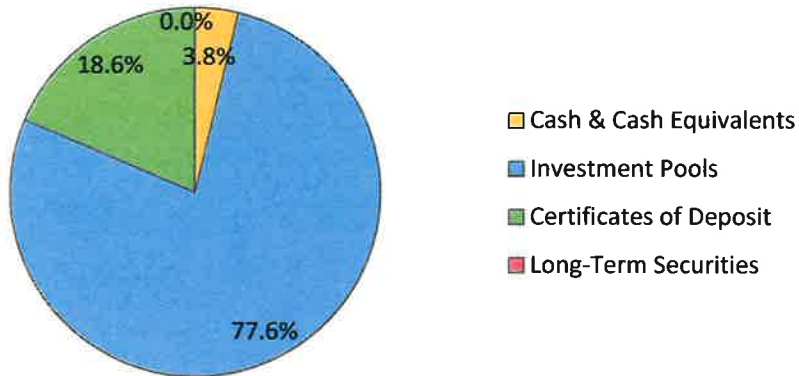
\$22,911,199

\$6,605,777

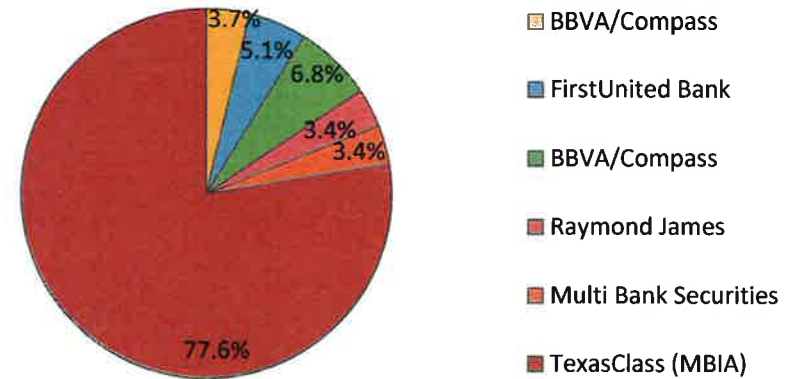

Associate Vice President for Finance


Director of Accounting

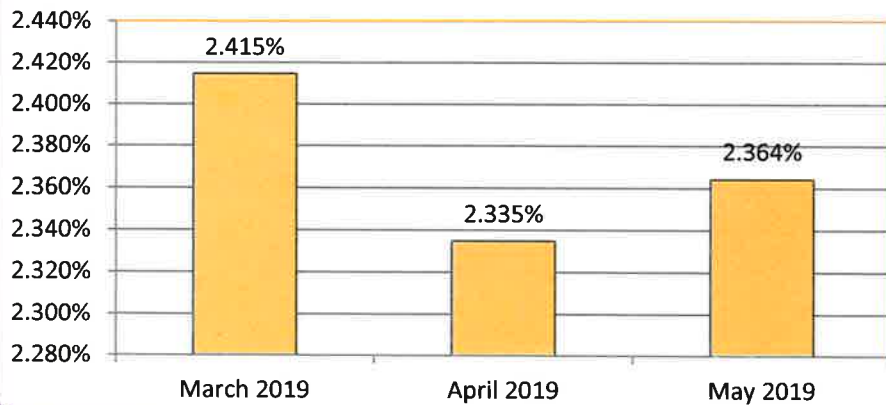
INVESTMENTS BY CLASSIFICATION



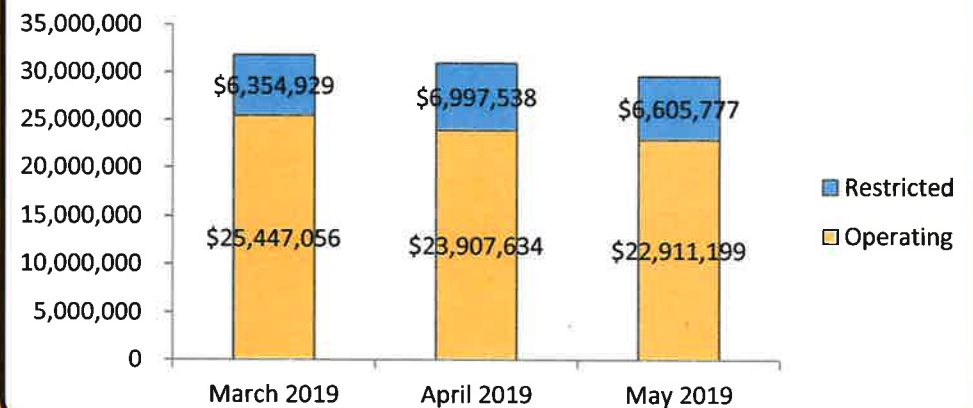
VENDOR DIVERSIFICATION



AVERAGE RATE OF RETURN



OPERATING vs RESTRICTED FUNDS





MEMORANDUM

Office of the Vice President for Administrative Services

To: Dr. Ponce & Board of Trustees

From: Brandon Bozon

Date: September 16, 2019

Re: Approval of Public Investment Act Disclosure (PFIA), 4th Quarter FY 2019

Attached is the fourth quarter investment portfolio report for FY 2018-2019 as required by the PFIA. The majority of the college's investments are in investment pools (primarily Texas CLASS) and in Certificates of Deposit (various local institutions).

TEMPLE COLLEGE
BOARD OF TRUSTEES QUARTERLY INVESTMENT REPORT
4th Quarter FY 2019

PRELIMINARY

	Interest Rate	Book/Market Value 6/30/2019	Receipts	Interest Earnings	Distributions	Book/Market Value 8/31/2019	Operating Funds	Restricted Funds
<u>Cash and Cash Equivalents</u>								
BBVA Compass - Money Market	0.75%	\$38,632	\$67,359	\$76	\$86,067	\$20,000	\$20,000	\$0
BBVA Compass - Operating Account	0.00%	\$690,352	\$10,920,698	\$0	\$10,131,775	\$1,479,275	\$851,709	\$627,566
BBVA Compass - Student Refund Account	0.00%	\$89,566	\$1,328,845	\$0	\$940,244	\$478,167	\$478,167	\$0
BBVA Compass - Federal Funds Account	0.00%	\$231,573	\$1,570,665	\$0	\$1,561,452	\$240,786	\$0	\$240,786
BBVA Compass - Payroll Account	0.00%	\$500	\$4,255,091	\$0	\$4,255,091	\$500	\$500	\$0
BBVA Compass - Plant Account	0.00%	\$53,622	\$3,830,238	\$0	\$3,795,401	\$88,459	\$58,454	\$30,005
Petty Cash	0.00%	\$3,662	\$145	\$0	\$0	\$3,807	\$3,807	\$0
Raymond James Money Market	0.79%	\$0	\$1,045,773	\$147	\$1,040,870	\$5,050	\$5,050	\$0
Subtotal Cash and Cash Equivalents		\$1,107,907	\$23,018,814	\$223	\$21,810,900	\$2,316,044	\$1,417,687	\$898,357
<u>Cash in Investment Pools</u>								
TexasClass (MBIA) - Bond Reserves	2.28%	\$5,638,542	\$0	\$22,493	\$2,777,668	\$2,883,367	\$0	\$2,883,367
TexasClass (MBIA) - Building Improvement Funds	2.28%	\$7,238,667	\$0	\$41,010	\$564,780	\$6,714,897	\$6,714,897	\$0
TexasClass (MBIA) - Operating Account	2.28%	\$7,967,075	\$0	\$42,829	\$1,905,000	\$6,104,904	\$6,104,904	\$0
TexasClass (MBIA) - Board of Trustees Fund	2.28%	\$2,068,550	\$0	\$12,544	\$0	\$2,081,094	\$2,081,094	\$0
Texpool - Building Improvement Funds	2.17%	\$1,014	\$0	\$6	\$0	\$1,020	\$1,020	\$0
Texpool - Operating Account	2.17%	\$1,014	\$0	\$6	\$0	\$1,020	\$1,020	\$0
Subtotal Cash in Investment Pools		\$22,914,862	\$0	\$118,888	\$5,247,448	\$17,786,302	\$14,902,935	\$2,883,367
<u>Cash Invested in Certificates of Deposit</u>								
First United Bank - 24 mo. CD (10/11/19)	1.54%	\$1,500,000	\$0	\$0	\$0	\$1,500,000	\$1,500,000	\$0
BBVA Compass Bank - 24 mo. CD (4/11/2020)	2.40%	\$1,000,000	\$0	\$0	\$0	\$1,000,000	\$1,000,000	\$0
Raymond James	0.50%	\$1,000,207	\$0	\$45,566	\$1,045,773	\$0	\$0	\$0
BBVA Compass Bank - 24 mo. CD (10/19/2020)	2.90%	\$1,000,000	\$0	\$0	\$0	\$1,000,000	\$1,000,000	\$0
Multi-Bank Securities, Inc.	3.00%	\$994,000	\$0	\$3,754	\$3,754	\$994,000	\$994,000	\$0
Subtotal Cash Invested in Certificates of Deposit		\$5,494,207	\$0	\$49,320	\$1,049,527	\$4,494,000	\$4,494,000	\$0
<u>Investments in Long-Term Securities</u>								
(none)		\$0	\$0	\$0	\$0	\$0	\$0	\$0
Subtotal Operating Funds Invested in Securities		\$0	\$0	\$0	\$0	\$0	\$0	\$0

Total Cash, Cash Equivalents and Investments

\$29,516,976

\$23,018,814

\$168,431

\$28,107,875

\$24,596,346

\$20,814,622

\$3,781,724



President



CFO/Sr. VP for Finance and Administrative Services



Director of Accounting