

TEMPLE COLLEGE
BOARD OF TRUSTEES QUARTERLY INVESTMENT REPORT
3rd Quarter FY 2019

	Interest Rate	Book/Market Value 3/31/2019	Receipts	Interest Earnings	Distributions	Book/Market Value 5/31/2019	Operating Funds	Restricted Funds
<u>Cash and Cash Equivalents</u>								
BBVA Compass - Money Market	0.75%	\$868,674	\$252,289	\$227	\$1,082,558	\$38,632	\$38,632	\$0
BBVA Compass - Operating Account	0.00%	\$1,172,297	\$12,574,511	\$0	\$13,056,456	\$690,352	\$103,020	\$587,332
BBVA Compass - Student Refund Account	0.00%	\$26,800	\$1,024,984	\$0	\$962,218	\$89,566	\$89,566	\$0
BBVA Compass - Federal Funds Account	0.00%	\$241,320	\$878,956	\$0	\$888,703	\$231,573	\$0	\$231,573
BBVA Compass - Payroll Account	0.00%	\$500	\$4,366,448	\$0	\$4,366,448	\$500	\$500	\$0
BBVA Compass - Plant Account	0.00%	\$52,016	\$232,619	\$0	\$231,013	\$53,622	-\$94,708	\$148,330
Petty Cash	0.00%	\$3,662	\$0	\$0	\$0	\$3,662	\$3,662	\$0
Subtotal Cash and Cash Equivalents		\$2,365,269	\$19,329,807	\$227	\$20,587,396	\$1,107,907	\$140,672	\$967,235
<u>Cash in Investment Pools</u>								
TexasClass (MBIA) - Bond Reserves	2.56%	\$5,553,709	\$335,345	\$37,367	\$287,879	\$5,638,542	\$0	\$5,638,542
TexasClass (MBIA) - Building Improvement Funds	2.56%	\$7,233,688	\$0	\$46,979	\$42,000	\$7,238,667	\$7,238,667	\$0
TexasClass (MBIA) - Operating Account	2.56%	\$10,971,069	\$2,623,069	\$63,282	\$5,690,345	\$7,967,075	\$7,967,075	\$0
TexasClass (MBIA) - Board of Trustees Fund	2.56%	\$2,055,124	\$0	\$13,426	\$0	\$2,068,550	\$2,068,550	\$0
Texpool - Building Improvement Funds	2.41%	\$1,008	\$0	\$6	\$0	\$1,014	\$1,014	\$0
Texpool - Operating Account	2.41%	\$1,008	\$0	\$6	\$0	\$1,014	\$1,014	\$0
Subtotal Cash in Investment Pools		\$25,815,606	\$2,958,414	\$161,066	\$6,020,224	\$22,914,862	\$17,276,320	\$5,638,542
<u>Cash Invested in Certificates of Deposit</u>								
First United Bank - 24 mo. CD (10/11/19)	1.54%	\$1,500,000	\$0	\$0	\$0	\$1,500,000	\$1,500,000	\$0
BBVA Compass Bank - 24 mo. CD (4/11/2020)	2.40%	\$1,000,000	\$0	\$0	\$0	\$1,000,000	\$1,000,000	\$0
Raymond James	0.50%	\$1,000,207	\$0	\$0	\$0	\$1,000,207	\$1,000,207	\$0
BBVA Compass Bank - 24 mo. CD (10/19/2020)	2.90%	\$1,000,000	\$0	\$0	\$0	\$1,000,000	\$1,000,000	\$0
Multi-Bank Securities, Inc.	3.00%	\$994,000	\$0	\$11,191	\$11,191	\$994,000	\$994,000	\$0
Subtotal Cash Invested in Certificates of Deposit		\$5,494,207	\$0	\$11,191	\$11,191	\$5,494,207	\$5,494,207	\$0
<u>Investments in Long-Term Securities</u>								
(none)		\$0	\$0	\$0	\$0	\$0	\$0	\$0
Subtotal Operating Funds Invested in Securities		\$0	\$0	\$0	\$0	\$0	\$0	\$0

Total Cash, Cash Equivalents and Investments

\$33,675,082

\$22,288,221


\$172,484

\$26,618,811


\$29,516,976

\$22,911,199

\$6,605,777

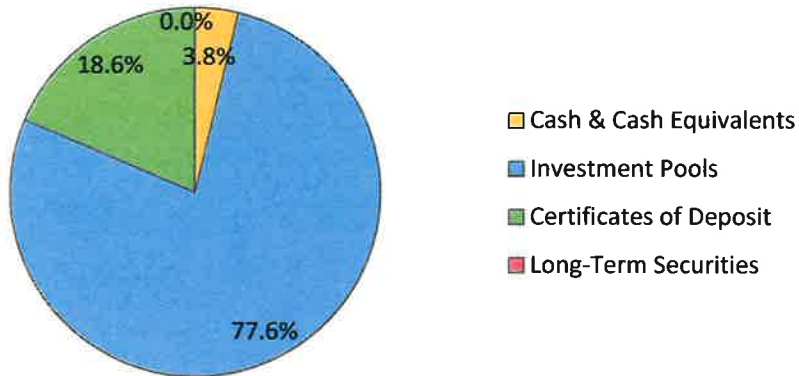


Associate Vice President for Finance

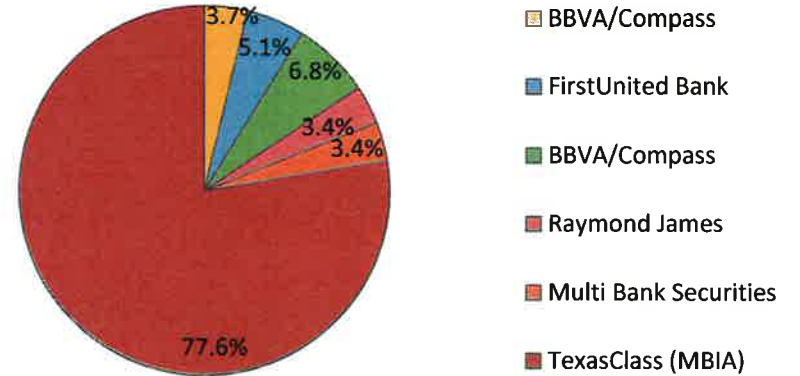


Director of Accounting

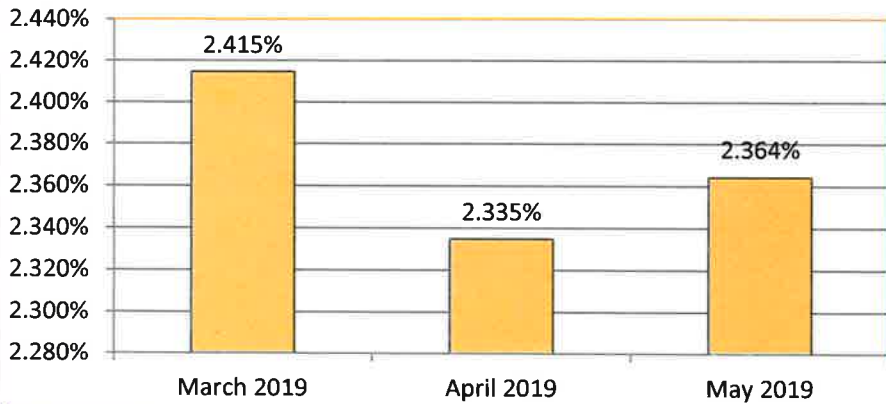
INVESTMENTS BY CLASSIFICATION



VENDOR DIVERSIFICATION



AVERAGE RATE OF RETURN



OPERATING vs RESTRICTED FUNDS

