



MEMORANDUM

---

Office of the Vice President for Administrative Services

To: Dr. Barron & Board of Trustees

From: Van Miller

Date: September 11, 2018

Re: Approval of Public Investment Act Disclosure (PFIA), 4th Quarter FY 2018

Attached is the fourth quarter investment portfolio report for FY 2017-2018 as required by the PFIA. The majority of the college's investments are in investment pools (primarily TexPool) and in Certificates of Deposit (various local institutions).

Temple College has not experienced any realized investment loss for this quarter.

**TEMPLE COLLEGE**  
**BOARD OF TRUSTEES QUARTERLY INVESTMENT REPORT**  
**4th Quarter FY 2018**

|  | Interest<br>Rate | Book/Market Value<br>5/31/2018 | Receipts            | Interest<br>Earnings | Distributions       | Book/Market Value<br>8/31/2018 |
|--|------------------|--------------------------------|---------------------|----------------------|---------------------|--------------------------------|
| <b><u>Cash and Cash Equivalents</u></b>                  |                  |                                |                     |                      |                     |                                |
| BBVA Compass - Money Market                              | 0.75%            | \$21,189                       | \$261,902           | \$228                | \$260,000           | \$23,319                       |
| BBVA Compass - Operating Account                         | 0.00%            | \$1,354,828                    | \$12,367,287        | \$0                  | \$12,293,483        | \$1,428,632                    |
| BBVA Compass - Student Refund Account                    | 0.00%            | \$76,834                       | \$1,333,782         | \$0                  | \$1,347,226         | \$63,390                       |
| BBVA Compass - Federal Funds Account                     | 0.00%            | \$239,142                      | \$1,525,162         | \$0                  | \$1,524,681         | \$239,623                      |
| BBVA Compass - Payroll Account                           | 0.00%            | \$761                          | \$4,100,505         | \$0                  | \$4,100,766         | \$500                          |
| BBVA Compass - Plant Account                             | 0.00%            | \$43,521                       | \$3,578,047         | \$0                  | \$3,597,509         | \$24,059                       |
| Petty Cash   | 0.00%            | \$3,590                        | \$323               | \$0                  | \$106               | \$3,807                        |
| <b>Subtotal Cash and Cash Equivalents</b>                |                  | <b>\$1,739,865</b>             | <b>\$23,167,008</b> | <b>\$228</b>         | <b>\$23,123,771</b> | <b>\$1,783,330</b>             |
| <b><u>Cash in Investment Pools</u></b>                   |                  |                                |                     |                      |                     |                                |
| TexasClass (MBIA) - Bond Reserves                        | 2.24%            | \$5,104,712                    | \$0                 | \$18,518             | \$2,509,234         | \$2,613,996                    |
| TexasClass (MBIA) - Building Improvement Funds           | 2.24%            | \$7,830,002                    | \$0                 | \$40,509             | \$668,308           | \$7,202,203                    |
| TexasClass (MBIA) - Operating Account                    | 2.24%            | \$8,714,742                    | \$2,725,000         | \$44,058             | \$5,300,000         | \$6,183,800                    |
| TexasClass (MBIA) - Board of Trustees Fund               | 2.24%            | \$2,018,884                    | \$0                 | \$11,282             | \$0                 | \$2,030,166                    |
| Texpool - Building Improvement Funds                     | 1.92%            | \$1,027                        | \$0                 | \$4                  | \$0                 | \$1,031                        |
| Texpool - Operating Account                              | 1.92%            | \$1,027                        | \$0                 | \$4                  | \$0                 | \$1,031                        |
| <b>Subtotal Cash in Investment Pools</b>                 |                  | <b>\$23,670,394</b>            | <b>\$2,725,000</b>  | <b>\$114,375</b>     | <b>\$8,477,542</b>  | <b>\$18,032,227</b>            |
| <b><u>Cash Invested in Certificates of Deposit</u></b>   |                  |                                |                     |                      |                     |                                |
| BBVA Compass Bank - 24 mo. CD (04/11/2020)               | 2.40%            | \$1,000,000                    | \$0                 | \$0                  | \$0                 | \$1,000,000                    |
| Central National Bank - 24 mo. CD (10/17/2018)           | 1.21%            | \$1,043,534                    | \$0                 | \$0                  | \$0                 | \$1,043,534                    |
| Central National Bank - 24 mo. CD (10/17/2018)           | 1.21%            | \$1,035,735                    | \$0                 | \$0                  | \$0                 | \$1,035,735                    |
| First United Bank - 24 mo. CD (10/11/19)                 | 1.54%            | \$1,500,000                    | \$0                 | \$0                  | \$0                 | \$1,500,000                    |
| Raymond James  | 0.50%            | \$1,017,871                    | \$0                 | \$0                  | \$0                 | \$1,017,871                    |
| <b>Subtotal Cash Invested in Certificates of Deposit</b> |                  | <b>\$5,597,140</b>             | <b>\$0</b>          | <b>\$0</b>           | <b>\$0</b>          | <b>\$5,597,140</b>             |

**Investments in Long-Term Securities**

(none)

**Subtotal Operating Funds Invested in Securities**


**\$0                      \$0                      \$0                      \$0                      \$0**

**Total Cash, Cash Equivalents and Investments**

**\$31,007,399      \$25,892,008      \$114,603      \$31,601,313      \$25,412,697**

This schedule is in compliance with the Public Funds Investment Act and the Investment Policy of Temple College

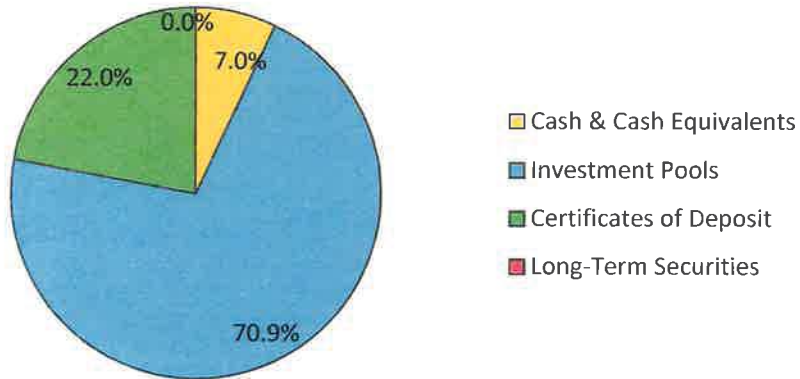
Signed:

  
\_\_\_\_\_  
CFO/Sr. VP for Finance and Administrative Services

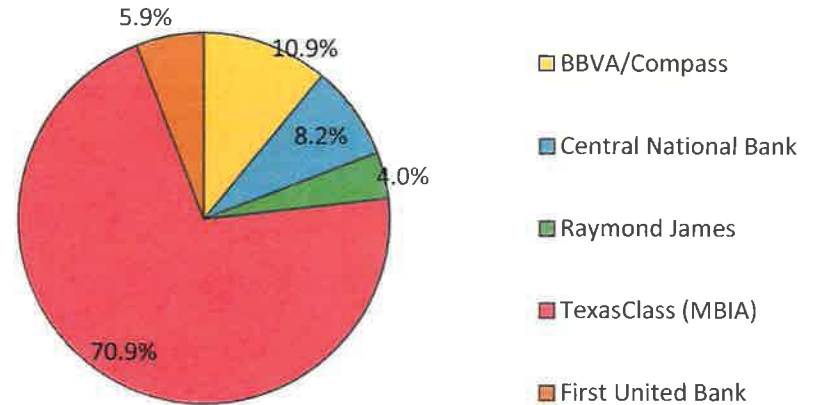
  
\_\_\_\_\_  
AVP Finance

  
\_\_\_\_\_  
Director of Accounting

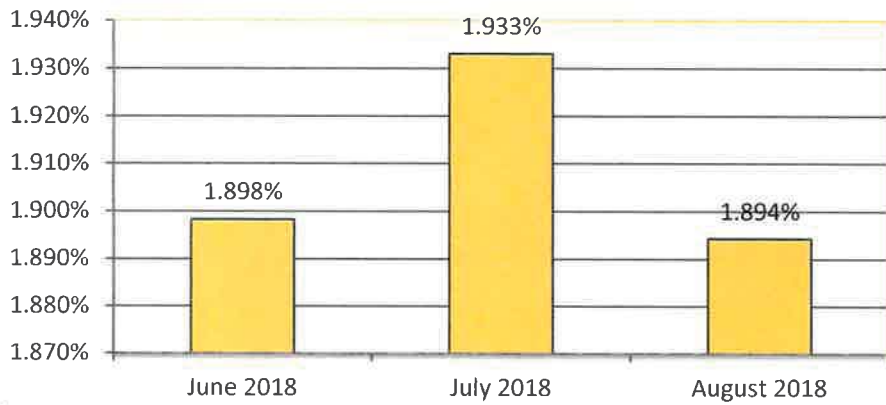
## INVESTMENTS BY CLASSIFICATION



## VENDOR DIVERSIFICATION



## AVERAGE RATE OF RETURN



## OPERATING vs RESTRICTED FUNDS

