

**TEMPLE COLLEGE**  
**BOARD OF TRUSTEES QUARTERLY INVESTMENT REPORT**  
**3rd Quarter FY 2018**

	Interest Rate	Book/Market Value 2/28/2018	Receipts	Interest Earnings	Distributions	Book/Market Value 5/31/2018
<b><u>Cash and Cash Equivalents</u></b>						
BBVA Compass - Money Market	0.75%	\$50,000	\$311,521	\$315	\$340,647	\$21,189
BBVA Compass - Operating Account	0.00%	\$1,549,194	\$12,891,757	\$0	\$13,086,123	\$1,354,828
BBVA Compass - Student Refund Account	0.00%	\$503,212	\$2,365,728	\$0	\$2,792,106	\$76,834
BBVA Compass - Federal Funds Account	0.00%	\$250,000	\$2,726,761	\$0	\$2,737,619	\$239,142
BBVA Compass - Payroll Account	0.00%	\$761	\$4,266,008	\$0	\$4,266,008	\$761
BBVA Compass - Plant Account	0.00%	\$100,000	\$220,730	\$0	\$277,209	\$43,521
Petty Cash	0.00%	\$3,631	\$0	\$0	\$41	\$3,590
<b>Subtotal Cash and Cash Equivalents</b>		<b>\$2,456,798</b>	<b>\$22,782,505</b>	<b>\$315</b>	<b>\$23,499,753</b>	<b>\$1,739,865</b>
<b><u>Cash in Investment Pools</u></b>						
TexasClass (MBIA) - Bond Reserves	2.06%	\$5,047,711	\$273,667	\$24,506	\$241,172	\$5,104,712
TexasClass (MBIA) - Building Improvement Funds	2.06%	\$7,842,050	\$0	\$37,952	\$50,000	\$7,830,002
TexasClass (MBIA) - Operating Account	2.06%	\$11,129,061	\$1,091,170	\$48,178	\$3,553,667	\$8,714,742
TexasClass (MBIA) - Board of Trustees Fund	2.06%	\$2,009,153	\$0	\$9,731	\$0	\$2,018,884
Texpool - Building Improvement Funds	1.72%	\$1,022	\$0	\$5	\$0	\$1,027
Texpool - Operating Account	1.72%	\$1,022	\$0	\$5	\$0	\$1,027
<b>Subtotal Cash in Investment Pools</b>		<b>\$26,030,019</b>	<b>\$1,364,837</b>	<b>\$120,377</b>	<b>\$3,844,839</b>	<b>\$23,670,394</b>
<b><u>Cash Invested in Certificates of Deposit</u></b>						
Central National Bank - 24 mo. CD (10/17/2018)	1.21%	\$1,032,654	\$0	\$3,081	\$0	\$1,035,735
Central National Bank - 24 mo. CD (10/17/2018)	1.21%	\$1,040,430	\$0	\$3,104	\$0	\$1,043,534
Central National Bank - 24 mo. CD (4/11/2018)	1.13%	\$1,036,439	\$0	\$2,888	\$1,039,327	\$0
BBVA Compass Bank - 24 mo. CD (4/11/2020)	2.40%	\$0	\$1,000,000	\$0	\$0	\$1,000,000
First United Bank - 24 mo. CD (10/11/2019)	1.54%	\$1,500,000	\$0	\$0	\$0	\$1,500,000
Raymond James	0.50%	\$1,017,871	\$0	\$0	\$0	\$1,017,871

<b>Subtotal Cash Invested in Certificates of Deposit</b>	<b>\$5,627,394</b>	<b>\$1,000,000</b>	<b>\$9,073</b>	<b>\$1,039,327</b>	<b>\$5,597,140</b>
<b><u>Investments in Long-Term Securities</u></b> (none)					
<b>Subtotal Operating Funds Invested in Securities</b>	<b>\$0</b>	<b>\$0</b>	<b>\$0</b>	<b>\$0</b>	<b>\$0</b>
<b>Total Cash, Cash Equivalents and Investments</b>	<b><u>\$34,114,211</u></b>	<b><u>\$25,147,342</u></b>	<b><u>\$129,765</u></b>	<b><u>\$28,383,919</u></b>	<b><u>\$31,007,399</u></b>

This schedule is in compliance with the Public Funds Investment Act and the Investment Policy of Temple College

Signed:

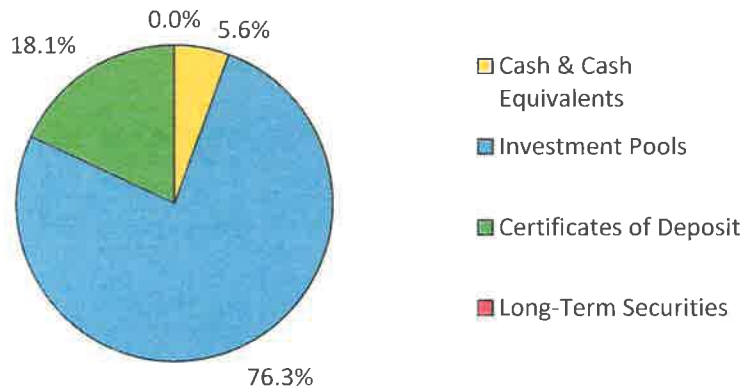
  
 \_\_\_\_\_  
 VP Administrative Services/CFO

25

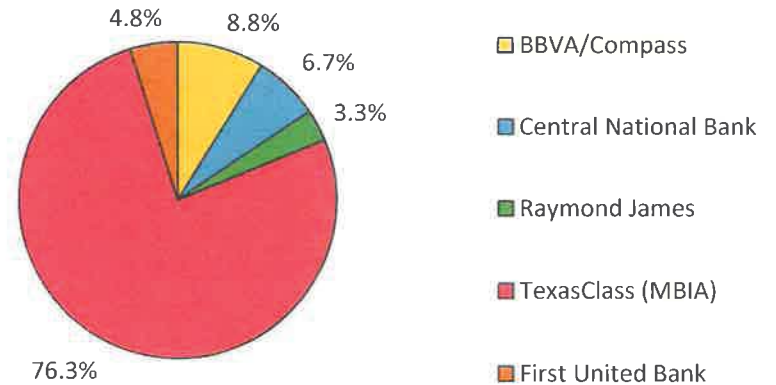
  
 \_\_\_\_\_  
 AVP Finance

  
 \_\_\_\_\_  
 Director of Accounting

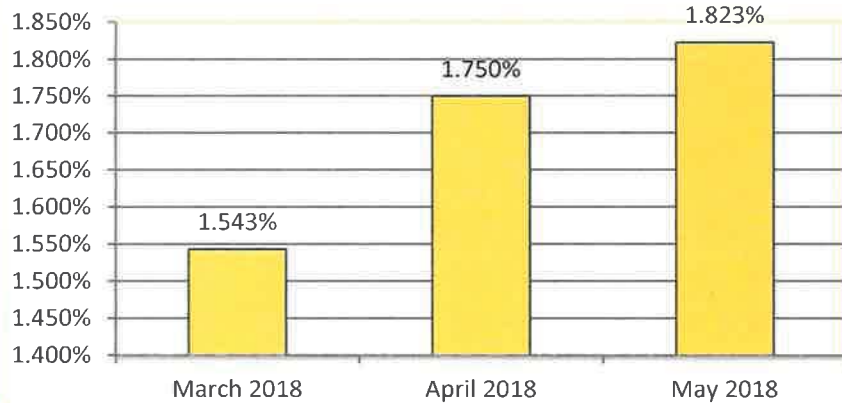
## INVESTMENTS BY CLASSIFICATION



## VENDOR DIVERSIFICATION



## AVERAGE RATE OF RETURN



## OPERATING vs RESTRICTED FUNDS

