

TEMPLE COLLEGE
BOARD OF TRUSTEES QUARTERLY INVESTMENT REPORT
2nd Quarter FY 2020

	Interest Rate	Book/Market Value 11/30/2019	Receipts	Interest Earnings	Distributions	Book/Market Value 2/29/2020	Operating Funds	Restricted Funds
<u>Cash and Cash Equivalents</u>								
BBVA Compass - Money Market	0.65%	\$3,058,187	\$3,073,887	\$682	\$6,112,757	\$20,000	\$20,000	\$0
BBVA Compass - Operating Account	0.00%	\$1,453,732	\$19,480,017	\$0	\$18,707,167	\$2,226,582	\$1,303,733	\$922,849
BBVA Compass - Student Refund Account	0.00%	\$173,626	\$2,856,945	\$0	\$3,002,579	\$27,991	\$27,991	\$0
BBVA Compass - Federal Funds Account	0.00%	\$231,173	\$6,133,553	\$0	\$6,132,144	\$232,582	\$0	\$232,582
BBVA Compass - Payroll Account	0.00%	\$1,996	\$4,307,480	\$0	\$4,308,977	\$500	\$500	\$0
BBVA Compass - Plant Account	0.00%	\$24,630	\$3,007,626	\$0	\$2,838,405	\$193,850	-\$111,430	\$305,280
Petty Cash	0.00%	\$3,699	\$0	\$0	\$0	\$3,699	\$3,699	\$0
Subtotal Cash and Cash Equivalents		\$4,947,042	\$38,859,509	\$682	\$41,102,028	\$2,705,205	\$1,244,494	\$1,460,711
<u>Cash in Investment Pools</u>								
TexasClass (MBIA) - Bond Reserves	1.77%	\$3,481,070	\$0	\$15,328	\$250,605	\$3,245,793	\$0	\$3,245,793
TexasClass (MBIA) - Building Improvement Funds	1.77%	\$6,719,745	\$2,654,515	\$30,144	\$250,892	\$9,153,512	\$9,153,512	\$0
TexasClass (MBIA) - Operating Account	1.77%	\$10,600,938	\$6,000,000	\$57,182	\$2,693,464	\$13,964,655	\$13,964,655	\$0
TexasClass (MBIA) - Board of Trustees Fund	1.77%	\$2,091,898	\$0	\$9,591	\$0	\$2,101,489	\$2,101,489	\$0
Texpool - Building Improvement Funds	1.59%	\$1,025	\$0	\$3	\$0	\$1,028	\$1,028	\$0
Texpool - Operating Account	1.59%	\$1,035	\$0	\$3	\$0	\$1,038	\$1,038	\$0
Subtotal Cash in Investment Pools		\$22,895,711	\$8,654,515	\$112,250	\$3,194,962	\$28,467,514	\$25,221,721	\$3,245,793
<u>Cash Invested in Certificates of Deposit</u>								
BBVA Compass Bank - 24 mo. CD (4/11/2020)	2.40%	\$1,000,000	\$0	\$0	\$0	\$1,000,000	\$1,000,000	\$0
BBVA Compass Bank - 24 mo. CD (10/19/2020)	2.90%	\$1,000,000	\$0	\$0	\$0	\$1,000,000	\$1,000,000	\$0
Multi-Bank Securities, Inc.	3.00%	\$994,000	\$0	\$3,794	\$3,794	\$994,000	\$994,000	\$0
Subtotal Cash Invested in Certificates of Deposit		\$2,994,000	\$0	\$3,794	\$3,794	\$2,994,000	\$2,994,000	\$0
<u>Investments in Long-Term Securities</u>								
(none)		\$0	\$0	\$0	\$0	\$0	\$0	\$0
Subtotal Operating Funds Invested in Securities		\$0	\$0	\$0	\$0	\$0	\$0	\$0
Total Cash, Cash Equivalents and Investments		\$30,836,753	\$47,514,023	\$116,726	\$44,300,784	\$34,166,719	\$29,460,214	\$4,706,504

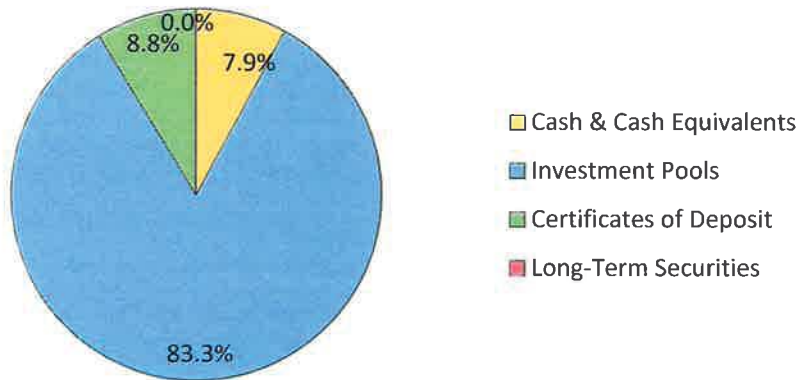
This schedule is in compliance with the Public Investment Act and the Investment Policy of Temple College.

Signed:

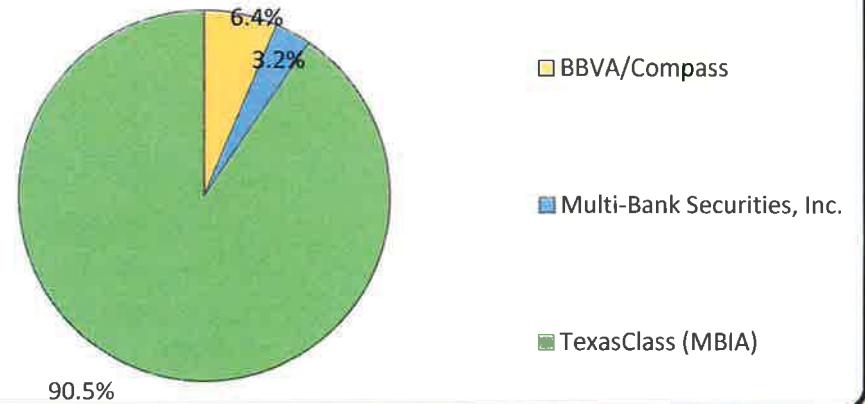


Vice President Administrative Services & CFO

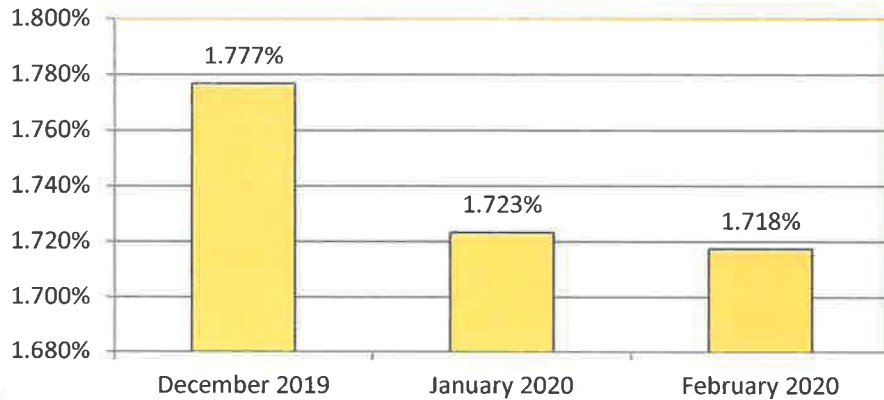
INVESTMENTS BY CLASSIFICATION



VENDOR DIVERSIFICATION



AVERAGE RATE OF RETURN



OPERATING vs RESTRICTED FUNDS

