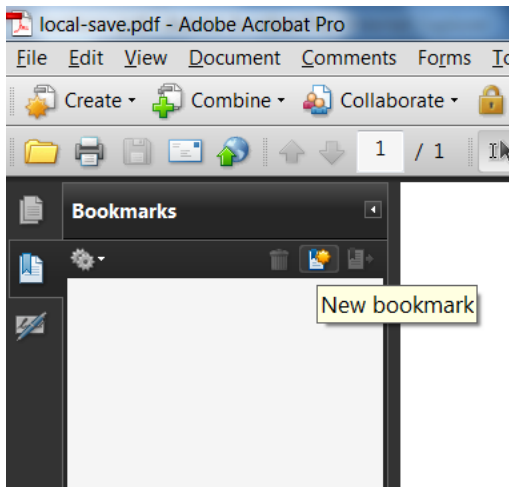


## Contents: Bookmarks, Editing Text, Typewriter, TouchUp Objects (Images), and Commenting and Annotation

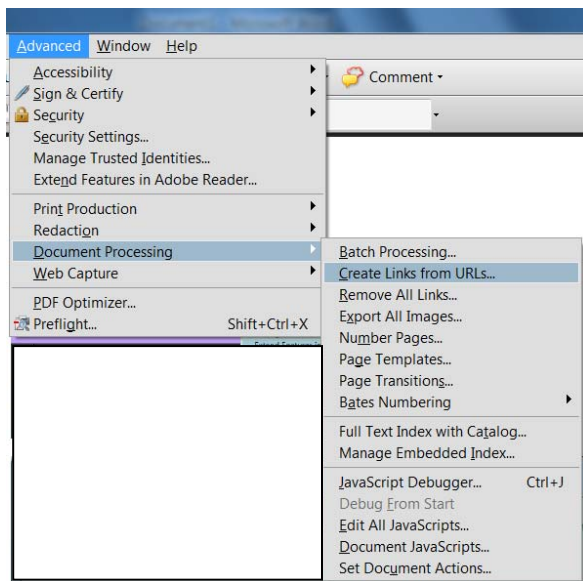
### Making a bookmark

In the side bookmark Panel, click Bookmarks, then choose New Bookmark



### Creating a bookmark to an external file

Advanced\Document Processing\Create Links from URLs...

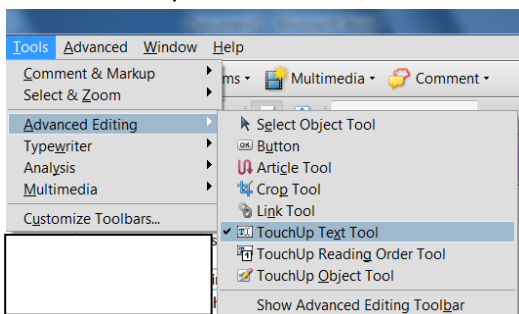


### Editing Text

Option 1 Text Mark Up tool

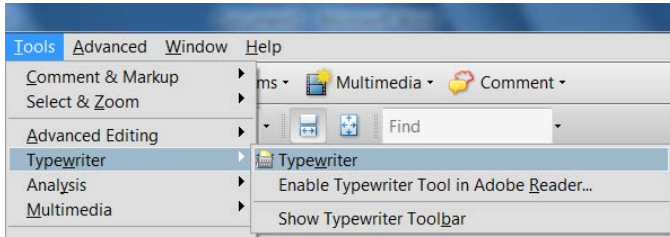
Tools\Advanced Editing\TouchUp Text Tool

Click the area you wish to edit, exact font may not be available



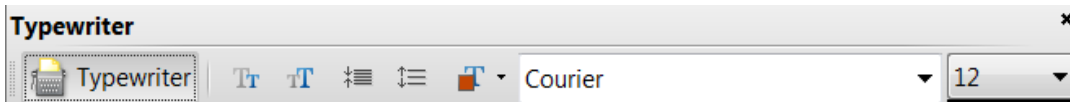
## Editing Text

### Option 2 Typewriter



Click anywhere and type.

To change font size, face, color, etc., choose Show Typewriter Toolbar



## Use the TouchUp Object tool to edit graphics

Example, to edit an image in Photoshop, choose the TouchUp Object tool and right click an image, choose **Edit Image**

## Commenting and Annotation Tools

