

TConnect Registration

1. Go to www.templejc.edu
Click on TConnect



The image shows a screenshot of the Temple College website's navigation menu. At the top, the Temple College logo (TC) is displayed next to the college name in large, bold letters. Below the logo, the address (2600 South First Street) and phone numbers are listed. A banner below the header reads "We're Here For A Reason . . . IT'S YOU!". The navigation menu is organized into several sections: Cameron Center, Downtown Center, and Taylor Center; a central banner for the 21st Annual Temple College Jazz Festival (March 24, 25 & 26) featuring a men's basketball team; a vertical list of services on the right; and a bottom row of links. A red arrow points to the "TConnect" link in the bottom row.

TC **TEMPLE COLLEGE**
2600 South First Street Temple, Texas, 76504
(254) 298-8282 (800) 460-4636

We're Here For A Reason . . . IT'S YOU!

[Cameron Center](#) [Downtown Center](#) [Taylor Center](#)

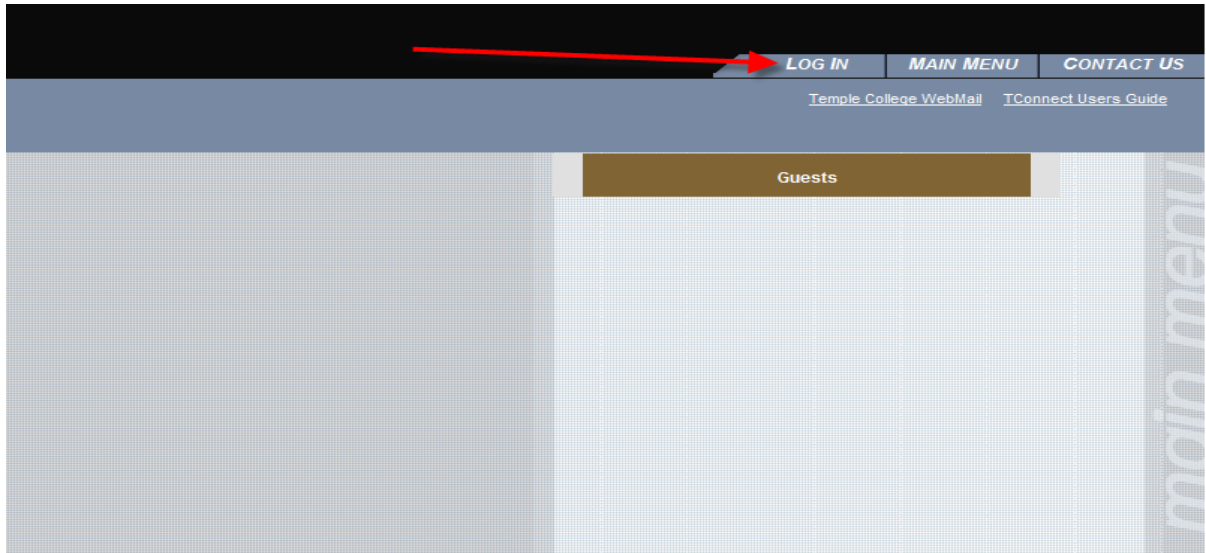
Academics
Administration
Admissions & Records
Class Schedule
Community Education
eLearning
Faculty & Staff
Locations
News & Events
Sports
Student Services
TC Foundation
University Courtyard Apartments

21st Annual Temple College Jazz Festival March 24, 25 & 26
Men's Basketball
Thurs., Mar. 24 Fri., Mar. 25 Sat., Mar. 26

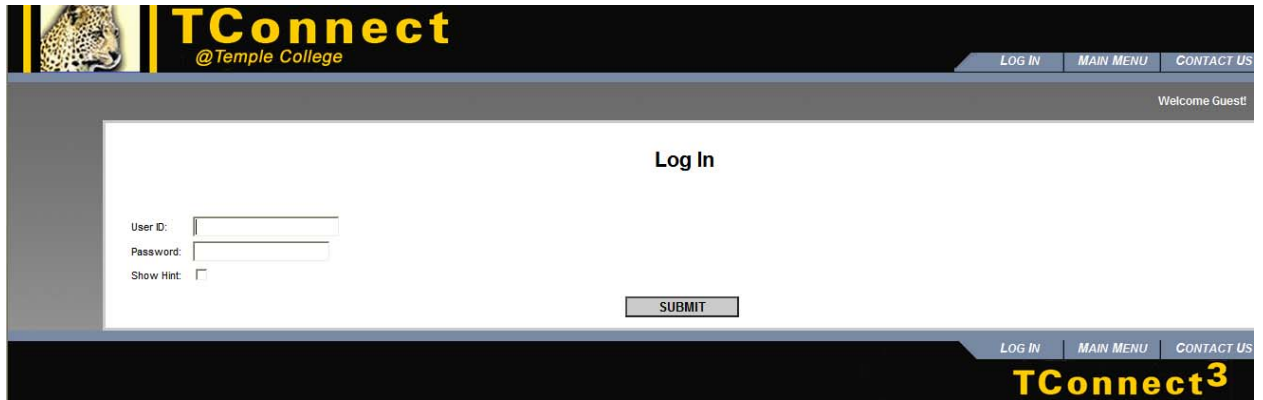
[Library](#) [Financial Aid](#) [HR](#) [Campus Tour](#)
[TConnect](#) [Web Mail](#) [Catalog](#) [Community](#)

Student Orientation & Learning Workshops

2. Click on Log In



3. Enter your User ID and Password



1. **Your User ID is your last name First initial of your first name and Last three digits of your student ID**
2. **Your 6 digit password is your birthday,(mmddy) unless you have already accessed TConnect, then you have already set a password.**

Example:

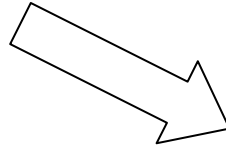
John Doe ID#0123456

Birthday January 1, 1975

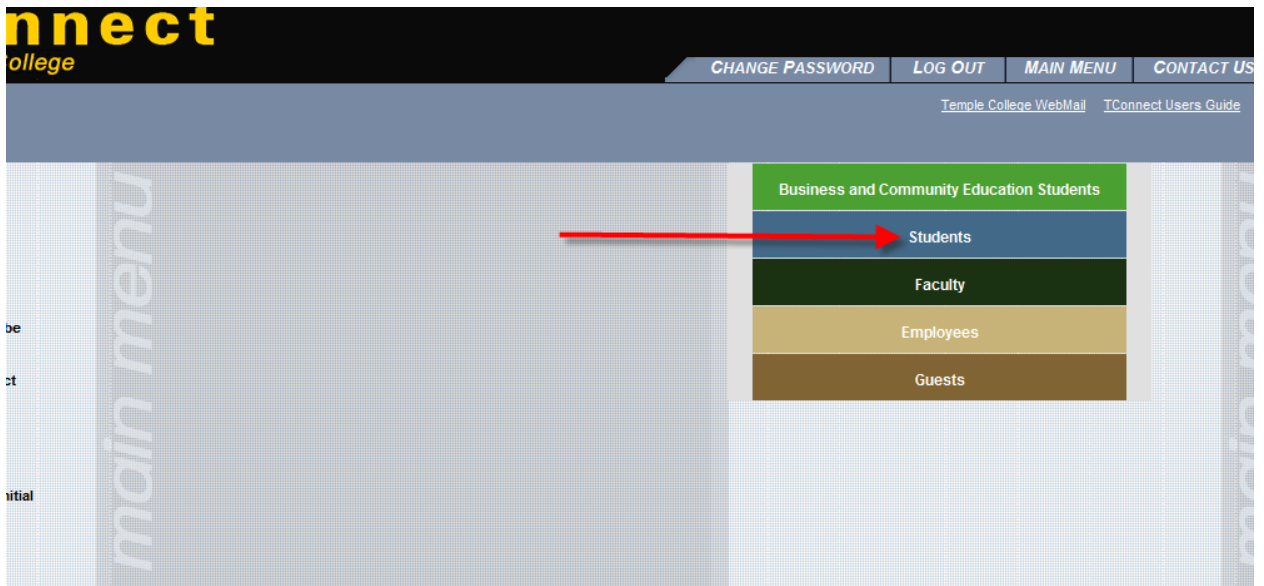
User ID: doej456

Password: 010175

Note: If you forget your user ID or password. Click on Main Menu, scroll down to the bottom of the page and click on I'm New to Web Advisor or What's my password.



4. Click on Students.



5. Click on Register for and/or Drop Credit Classes.

The image shows a vertical navigation menu on the left side of a web portal, with three blue rectangular buttons. To the right of the menu are three main sections, each with a blue header bar and a list of links:

- Documents and Communication**
 - [My Documents](#)
- Registration**
 - [Search for Credit Classes](#)
 - [Register for and/or Drop Credit Classes](#) ← (indicated by a red arrow)
 - [Manage My Waitlist](#)
 - [Search and/or Register for Business and Community Education Offerings](#)
- Academic Information**
 - [Student Current Classes](#)
 - [Access Desire 2 Learn System](#)
 - [New SMARTHINKING Account Creation](#)
 - [Access SMARTHINKING On-line Tutoring Services](#)
 - [Student Grades](#)
 - [Temple College Transcript](#)
 - [Transcript Request](#)
 - [Test Summary](#)
 - [My profile](#)
 - [Program Evaluation](#)
 - [Application for Graduation](#)

6. Choose one option.

Note: If this is your first time registering online or want to see what options for class dates and times are available please choose option 1.

CURRENT STUDENTS

Register for and/or Drop Credit

You will not be allowed to register until you resolve the following:
AMTRF - Transcript Fee Owed Contact Adm at admissionsrecords@templejc.edu

- Option 1: Search and Register for Classes**
Use this option to search for classes and put them on your preferred list. You can then register for them.
- Option 2: Express Registration**
If you know the synonym or the exact subject, course number, and section use this option to register.
- Option 3: Register from your preferred list or Drop sections already registered for**
Use this option if you are already registered and you wish to drop one or more of these sections OR you have previously selected sections and you wish to register for those now.

SUBMIT

Note: If you have a hold you will not be allowed to register for classes until you clear your hold.

- Select the Term, and Subject(s). You have the option of selecting class times that you would like to view, you can choose the days of the week you want to view, and you can see classes by location. Once you have selected options click Submit.

CURRENT STUDENTS Welcome Carey Rose!

Search and Register for Credit Sections

Use this screen to search for classes and add them to your preferred list of sections and then register for them.
Beginning with Fall 2009, classes at the Taylor Center are listed under "East Williamson County Center"
 To limit your search for only sections starting in the second half of the term use the Starting On/After date field as follows:
 For Fall enter October 1 and the year.
 (Example: 10/01/xx where "xx" is the last two digits of the year in Term)
 For Spring enter March 1 and the year.
 (Example: 03/01/xx where "xx" is the last two digits of the year in Term)
 For Summer enter July 1 and the year.
 (Example: 07/01/xx where "xx" is the last two digits of the year in Term)

Term:

Starting On/After Date: Ending By Date:

Subject	Course Level	Course Number	Section
English			
History			

Sections Meeting After: Sections Ending Before:

Mon
 Tue
 Wed
 Thu
 Fri
 Sat
 Sunday

Course Title Keyword(s):

Location:

Instructor's Last Name:

SUBMIT

[CHANGE PASSWORD](#) |
 [LOG OUT](#) |
 [MAIN MENU](#) |
 [STUDENTS MENU](#) |
 [HELP](#) |
 [CONTACT US](#)

- Select the class you want to take. Then scroll down to the bottom of the page and click submit.

<input type="checkbox"/>	2011		Composition I		12:15PM, Bryant Berry Hall, Room 202		
<input type="checkbox"/>	Spring 2011	Closed	ENGL-1301-1007 (3095) Composition I	Main Campus	01/18/2011-05/12/2011 Lecture Tuesday, Thursday 11:00AM - 12:15PM, Bryant Berry Hall, Room 202	E. Herrick	0 / 30
<input type="checkbox"/>	Spring 2011	Closed	ENGL-1301-1008 (3096) Composition I	Main Campus	01/18/2011-05/12/2011 Lecture Tuesday, Thursday 11:00AM - 12:15PM, Bryant Berry Hall, Room 203	C. Owens	0 / 30
<input type="checkbox"/>	Spring 2011	Waitlisted	ENGL-1301-1009 (3097) Composition I	Main Campus	01/19/2011-05/11/2011 Lecture Monday, Wednesday 12:30PM - 01:45PM, Bryant Berry Hall, Room 202	E. Herrick	1 / 30
<input checked="" type="checkbox"/>	Spring 2011	Open	ENGL-1301-1010 (3098) Composition I	Main Campus	01/18/2011-05/12/2011 Lecture Tuesday, Thursday 12:30PM - 01:45PM, Bryant Berry Hall, Room 202	E. Herrick	1 / 30
<input type="checkbox"/>	Spring 2011	Waitlisted	ENGL-1301-1011 (3099) Composition I	Main Campus	01/19/2011-05/11/2011 Lecture Monday, Wednesday 02:00PM - 03:15PM, Bryant Berry Hall, Room 207	H. Castillo	0 / 30
<input type="checkbox"/>	Spring 2011	Open	ENGL-1301-1012 (3100) Composition I	Main Campus	01/18/2011-05/12/2011 Lecture Tuesday, Thursday 02:00PM - 03:15PM, Bryant Berry Hall, Room 202	E. Herrick	6 / 30
<input type="checkbox"/>	Spring 2011	Waitlisted	ENGL-1301-1013 (3101) Composition I	Main Campus	01/19/2011-05/11/2011 Lecture Wednesday 06:00PM - 08:50PM, Bryant Berry Hall, Room 202	J. Reeves	7 / 30
<input type="checkbox"/>	Spring 2011	Open	ENGL-1301-1014 (3102) Composition I	Internet Courses	01/18/2011-03/10/2011 Internet Days to be Announced, Times to be Announced, Room to be Announced	L. Illich	5 / 30
<input type="checkbox"/>	Spring 2011	Waitlisted	ENGL-1301-1015 (3103)	Internet Courses	01/18/2011-05/12/2011 Internet Days to be Announced, Times to be	J. Stevens	5 / 30

Dear Carey:
You have successfully registered via the web

Payment completes the registration process and holds your schedule of classes for you. Students' classes will be dropped for non-payment. The payment deadline dates are:

Advantage Registration - Payment is due no later than the close of business on the last day of Advantage Registration. See "Important Dates" on the web for the exact date.

Regular Registration - Payment is preferred at time of registration but must be received no later than business close at the end of the week in which the student registers.

Late Registration - Payment is due at the time of registration.


Click on the following link for additional payment information:
http://www.templejc.edu/admission/reg_info.htm
For Online Payment options, click on the following link:
<https://tconnect2.templejc.edu/WebLivProd/html/Facts/facts.htm>

10. To see your registration statement please go to the students menu and click on registration statement.

User Account


- [Request to Change Address](#)
- [I'm New to WebAdvisor](#)
- [What's my User ID?](#)
- [What's my password](#)
- [Change Password](#)

Account Information

- [Registration Statement](#) 
- [Pay using FACTS](#)
- [View/Print My 1098-T Forms](#)
- [1098 Electronic Consent](#)

Financial Aid Information

- [Financial aid status by year](#)
- [Financial aid status by term](#)
- [Financial aid award letter](#)
- [About Your Award Offer](#)
- [Additional Financial Aid Information](#)
- [Check my FAFSA](#)
- [Federal Direct Loans Program](#)
- [Direct Loan Entrance/Exit Counseling](#)



11. Select the term and click submit.

CURRENT STUDENTS

Registration Statement

Term Spring 2011 ▼

SUBMIT

[CHANGE PASSWORD](#) | [LOG OUT](#)

-----	-----
CJSA-1348-1003 P. Finnegan	03/21/11-05/12/11 3.00
Ethics in Criminal Justice	
INTERNET COURSE.	
2nd 8 wk class:	
March 21 - May 12, 2011.	
Check TC email account	
for orientation.	
TOTAL ENROLLED: 3.00 Credit Hours	
-----	-----
STUDENT BILLING INFORMATION	
Total Currently Due: 510.00	
If your charges are to be paid by another source(sponsor or financial aid) and the payment is not reflected above, please contact the person/organization responsible for payment.	
*** THE DEADLINE FOR SENDING PAYMENTS BY MAIL HAS PASSED ***	
Payment is due at time of registration.	
As a TC student, you may use TConnect to check your grades, run program evaluations, and get an unofficial copy of your transcript. You also have TC WebMail which allows you access to information via email from TC. Please note that this email address is provided for your use and will be the only email address that will be used to notify you of cancelled classes, registration information, or any other TC notices.	