



MEMORANDUM

Office of the Vice President for Administrative Services

To: Dr. Barron &
Board of Trustees

From: Wayne Criswell

Date: January 12, 2009

Re: Public Funds Investment Act Disclosure, 1st Quarter Report, FY 2009

Attached is the first quarter investment portfolio report for FY 2008-09 as required by the PFIA. As discussed previously, the College employs a “buy and hold” philosophy for investment activity. While this philosophy may sacrifice some potential trading gains, it does remove most market risk in priced securities from the portfolio.

Temple College has not experienced any realized investment loss for this quarter.

INVESTMENT PORTFOLIO (By Fund)

Temple College

November 30, 2008

<u>FUND</u>	<u>SECURITY</u>	<u>BOOK VALUE</u>	<u>MARKET VALUE</u>	<u>PAR VALUE</u>	<u>YIELD</u>	<u>MATURITY</u>
Current-Unrestricted						
Operating	Money Market-Texpool	5,308,284	5,308,284	5,308,284	1.82%	Current
	Money Market-MBIA	4,042,213	4,042,213	4,042,213	1.67%	Current
	Money Market-JPM Chase	1,115,872	1,115,872	1,115,872	1.87%	Current
Endowment-						
	GNMA II 3-20-12 #2404	1,206	1,047	1,003	7.00%	03/20/12
	FHLMC Multiclass 1206	128	199	185	7.00%	03/15/22
	GNMA Pool #459789	7,656	7,669	7,452	6.25%	02/15/29
	GNMA II 9-20-2030 #2975	7,542	244	225	9.00%	09/20/30
	GNMA II Pool #3248	14,708	13,957	13,704	5.50%	06/20/32
	TVA Power Bonds,1999 S.A	15,000	15,086	15,000	5.17%	05/01/29
	FNMA 6% Pool #253944	4,427	2,816	2,741	6.00%	08/01/21
	GNMA 5.5% Pool#546503	34,003	32,160	31,488	5.50%	11/15/32
	GNMA II 5.5% Pool #3360	53,753	42,524	41,759	5.50%	03/20/33
	GNMA II 5.5% Pool #3346	17,273	13,598	13,353	5.50%	02/20/33
	TVA 4.7% Electronotes	100,000	92,722	100,000	4.70%	07/15/18
	GNMA 5.5% #3488	24,780	20,982	20,560	5.50%	12/20/33
	GNMA 5.5% #3390	18,724	16,735	16,434	5.50%	05/20/33
	GNMA 5.5% 10-20-34 #3624	30,646	26,799	26,329	5.50%	10/20/34
	FNMA 5.5% 7-01-33 #555591	4,136	3,958	3,886	5.50%	07/01/33
	FNMA 5.5% 3-01-34 #255111	2,420	2,306	2,265	5.50%	03/01/34
	FNMA 5.5% 10-1-33 #555876	3,971	3,732	3,663	5.50%	10/01/33
	FNMA 6% 01-01-33 #677616	13,494	10,164	9,913	6.00%	01/01/33
	UCB Garland 4.25% 6-30-09	25,000	25,139	25,000	4.25%	06/30/09
	Disc.Greenwd.4.25% 1-6-10	25,000	25,149	25,000	4.25%	01/06/10
	Disc.Greenwd.4.15% 1-6-09	25,000	25,028	25,000	4.15%	01/06/09
	FHLM coupon 6-25-37	82,642	82,571	80,228	7.00%	06/25/37
	FNMA 5.625% 9-21-37	50,000	49,922	50,000	5.63%	09/21/37
	FNB Olathe 4.4% 2-22-11	25,000	24,977	25,000	4.40%	02/22/11
	MB Financial 4.25% 7-2-10	25,051	25,070	25,000	4.25%	07/02/10
	Money Market-Wachovia	46,477	46,477	46,477	0.65%	Current
	Pacific Telesis Stock(A)	13,700	16,679	N/A		N/A
Plant-						
Unexpended	Money Market-Texpool	4,969,313	4,969,313	4,969,313	1.82%	Current
Debt Service	Money Market-Texpool	4,188,908	4,188,908	4,188,908	1.82%	Current
	Money Market - MBIA	0	0	0		Current
Bond Reserves	FFCB 5.75% 1-18-2011	57,287	56,528	53,000	5.75%	01/18/11
	FFCB 5.7% 7-25-2016	54,213	55,282	50,000	5.70%	07/25/16
	GNMA II 5.5% 4-20-34 #3544	49,413	47,109	46,283	5.50%	04/20/34
	FNMA 5.5% 6-01-33 #555531	3,853	3,715	3,646	5.50%	06/01/33
	Money Market - Edwards	149,742	149,742	149,742	0.65%	Current
	Money Market-Texpool	1,167,612	1,167,612	1,167,612	1.82%	Current
TOTAL (B)		\$21,778,447	\$21,732,288	\$21,706,538		

NOTES:

(A) Gift from donor(G.R.Kress) for scholarship endowment.Held in form given at present time.

(B) Discrepancies between Book Value and the General Ledger due to annual vs. monthly entries of principal repayments interest receipts (semi-annual), and purchases.

Temple College Portfolio Activity
For the Period September 1, 2008 - November 30, 2008

Security Type	Beginning Market Value	Purchases	Sales/ Maturities	Gain/Loss	Ending Market Value
TexPool Public Funds Investment Pool	\$ 17,990,442	\$ 3,237,131	\$ 5,593,456	\$	15,634,117
J P Morgan Chase Investment Pool	1,112,183	3,689			1,115,872
MBIA Public Funds Investment Pool	10,812	4,031,401			4,042,213
Money Market Funds: A.G.Edwards	74,298	121,921			196,219
Federal Agency Bonds					
GNMA II 3-20-12 #2404	1,449		383	(19)	1,047
FHLMC Multiclass 1206	204		7	2	199
GNMA Pool #459789	7,741		74	2	7,669
GNMA II 9-20-2030 Pool #2975	248		1	(3)	244
GNMA II Pool #3248	13,889		235	303	13,957
TVA Power Bonds, 1999 S.A.	14,964			122	15,086
FNMA 6% Pass Thru Pool #253944	2,945		134	5	2,816
GNMA 5.5% Pass Th Pool #546503	31,762		178	576	32,160
GNMA II 5.5% Pool #3360	42,957		1,369	936	42,524
GNMA II 5.5% Pool #3346	13,707		408	299	13,598
TVA 4.7% Electronotes	95,263			(2,541)	92,722
GNMA II 5.5% 12-20-2033 #3488	21,147		625	460	20,982
FFCB 5.75% 1-18-2011	55,932			596	56,528
FFCB 5.7% 7-25-2016	53,969			1,313	55,282
GNMA II 5.5% 4-20-2034 #3544	47,284		1,209	1,034	47,109
GNMA II 5.5% 5-20-2033 #3390	17,000		634	369	16,735
GNMA II 5.5% 10-20-2034 #3624	27,075		866	590	26,799
FNMA 6% 1-1-2033 #677616	10,797		710	77	10,164
FNMA 5.5% 7-1-2033 #555591	3,945		86	99	3,958
FNMA 5.5% 6-1-2033 #555531	3,705		84	94	3,715
FNMA 5.5% 3-1-2034 #255111	2,296		49	59	2,306
FNMA 5.5% 10-1-2033 #555876	3,716		79	95	3,732
UCB-Garland 4.25% 6-30-2009	25,090			49	25,139
Disc.-Greenwood 4.25% 1-6-2010	25,027			122	25,149
Disc.-Greenwood 4.15% 1-6-2009	25,076			(48)	25,028
FHLM 0% 09-08-2028	107,152		108,629	1,477	0
FHLM coupon 6-25-2008	80,806			1,765	82,571
FNMA 5.625% 9-21-37	47,390			2,532	49,922
FNB Olathe 4.4% 02-22-11	24,857			120	24,977
MB Financial 4.25% 07-02-10	24,925			145	25,070
Common Stock Pacific Telesis Corp	18,682 (1)			(2,003)	16,679
TOTAL PORTFOLIO	\$ 20,038,735	\$ 7,394,142	5,709,216	8,627	\$ 21,732,288


NOTES:

(1) Gift to Endowment - Scholarship(G.R. Kress)

Statement:

This report of the Temple College investment portfolio is in compliance with the College Investment Strategy and the Texas Public Funds Investment Act, as amended.

The College shall follow the investment strategy as set forth in the approved investment policy for the next quarterly reporting period.



A. Wayne Criswell
Vice President
Administrative Services

1/12/2009

Date



MEMORANDUM

Office of the Vice President for Administrative Services

To: Dr. Barron &
Board of Trustees

From: Wayne Criswell

Date: March 3, 2009

Re: Public Funds Investment Act Disclosure, 2nd Quarter Report, FY 2009

Attached is the second quarter investment portfolio report for FY 2008-09 as required by the Public Funds Investment Act. The College employs a “buy and hold” philosophy for investment activity. While this philosophy may sacrifice some potential trading gains, it does remove most market risk in priced securities from the portfolio.

Temple College has not experienced any realized investment loss for this quarter. As indicated in the Temple College Investment Policy, safety of principal is the highest principle for public funds investments.

INVESTMENT PORTFOLIO (By Fund)
 Temple College
 February 28, 2009

<u>FUND</u>	<u>SECURITY</u>	<u>BOOK VALUE</u>	<u>MARKET VALUE</u>	<u>PAR VALUE</u>	<u>YIELD</u>	<u>MATURITY</u>
Current-Unrestricted						
Operating	Money Market-Texpool	3,874,880	3,874,880	3,874,880	0.67%	Current
	Money Market-MBIA	5,182,253	5,182,253	5,182,253	0.71%	Current
	Money Market-JPM Chase	1,117,628	1,117,628	1,117,628	0.72%	Current
Endowment-						
	GNMA II 3-20-12 #2404	1,065	783	762	7.00%	03/20/12
	FHLMC Multiclass 1206	120	191	177	7.00%	03/15/22
	GNMA Pool #459789	7,600	7,700	7,388	6.25%	02/15/29
	GNMA II 9-20-2030 #2975	7,502	104	96	9.00%	09/20/30
	GNMA II Pool #3248	14,625	14,004	13,617	5.50%	06/20/32
	TVA Power Bonds,1999 S.A	15,000	15,648	15,000	6.50%	05/01/29
	FNMA 6% Pool #253944	4,390	2,803	2,696	6.00%	08/01/21
	GNMA 5.5% Pool#546503	33,850	32,260	31,307	5.50%	11/15/32
	GNMA II 5.5% Pool #3360	52,550	41,623	40,499	5.50%	03/20/33
	GNMA II 5.5% Pool #3346	16,813	13,251	12,893	5.50%	02/20/33
	TVA 4.7% Electronotes	100,000	100,043	100,000	4.70%	07/15/18
	GNMA 5.5% #3488	24,116	20,439	19,896	5.50%	12/20/33
	GNMA 5.5% #3390	18,253	16,354	15,913	5.50%	05/20/33
	GNMA 5.5% 10-20-34 #3624	29,753	26,112	25,436	5.50%	10/20/34
	FNMA 5.5% 7-01-33 #555591	4,034	3,890	3,784	5.50%	07/01/33
	FNMA 5.5% 3-01-34 #255111	2,350	2,255	2,194	5.50%	03/01/34
	FNMA 5.5% 10-1-33 #555876	3,896	3,678	3,578	5.50%	10/01/33
	FNMA 6% 01-01-33 #677616	13,445	10,213	9,860	6.00%	01/01/33
	UCB Garland 4.25% 6-30-09	25,000	25,245	25,000	4.25%	06/30/09
	Disc.Greenwd.4.25% 1-6-10	25,000	25,484	25,000	4.25%	01/06/10
	FNMA 5.625% 9-21-37	50,000	50,996	50,000	5.63%	09/21/37
	FNB Olathe 4.4% 2-22-11	25,000	25,843	25,000	4.40%	02/22/11
	MB Financial 4.25% 7-2-10	25,049	25,654	25,000	4.25%	07/02/10
	Money Market-Wachovia	168,199	168,199	168,199	0.80%	Current
	Pacific Telesis Stock(A)	13,700	13,882	N/A		N/A
Plant-						
Unexpended	Money Market-Texpool	2,626,092	2,626,092	2,626,092	0.67%	Current
Debt Service						
	Money Market-Texpool	6,006,944	6,006,944	6,006,944	0.67%	Current
	Money Market - MBIA	0	0	0		Current
Bond Reserves						
	FFCB 5.75% 1-18-2011	57,275	57,486	53,000	5.75%	01/18/11
	FFCB 5.7% 7-25-2016	54,150	57,090	50,000	5.70%	07/25/16
	GNMA II 5.5% 4-20-34 #3544	48,900	46,220	45,003	5.50%	04/20/34
	FNMA 5.5% 6-01-33 #555531	3,752	3,645	3,545	5.50%	06/01/33
	Money Market - Wachovia	153,456	153,456	153,456	0.80%	Current
	Money Market-Texpool	1,167,612	1,167,612	1,167,612	0.67%	Current
TOTAL (B)		<u>\$20,974,252</u>	<u>\$20,939,960</u>	<u>\$20,903,708</u>		

NOTES:

(A) Gift from donor(G.R.Kress) for scholarship endowment.Held in form given at present time.

(B) Discrepancies between Book Value and the General Ledger due to annual vs. monthly entries of principal repayments interest receipts (semi-annual), and purchases.

Temple College Portfolio Activity
For the Period December 1, 2008 - February 28, 2009

Security Type	Beginning Market Value	Purchases	Sales/ Maturities	Gain/Loss	Ending Market Value
TexPool Public Funds Investment Pool	\$ 15,634,117	\$ 5,060,512	\$ 7,019,101	\$	\$ 13,675,528
J P Morgan Chase Investment Pool	1,115,872	1,756			1,117,628
MBIA Public Funds Investment Pool	4,042,213	2,440,040	1,300,000		5,182,253
Money Market Funds: Wachovia Securities	196,219	125,436			321,655
Federal Agency Bonds					
GNMA II 3-20-12 #2404	1,047		241	(23)	783
FHLMC Multiclass 1206	199		8	0	191
GNMA Pool #459789	7,669		65	96	7,700
GNMA II 9-20-2030 Pool #2975	244		129	(11)	104
GNMA II Pool #3248	13,957		87	134	14,004
TVA Power Bonds, 1999 S.A.	15,086			562	15,648
FNMA 6% Pass Thru Pool #253944	2,816		45	32	2,803
GNMA 5.5% Pass Th Pool #546503	32,160		181	281	32,260
GNMA II 5.5% Pool #3360	42,524		1,260	359	41,623
GNMA II 5.5% Pool #3346	13,598		461	114	13,251
TVA 4.7% Electronotes	92,722			7,321	100,043
GNMA II 5.5% 12-20-2033 #3488	20,982		664	121	20,439
FFCB 5.75% 1-18-2011	56,528			958	57,486
FFCB 5.7% 7-25-2016	55,282			1,808	57,090
GNMA II 5.5% 4-20-2034 #3544	47,109		1,279	390	46,220
GNMA II 5.5% 5-20-2033 #3390	16,735		521	140	16,354
GNMA II 5.5% 10-20-2034 #3624	26,799		893	206	26,112
FNMA 6% 1-1-2033 #677616	10,164		53	102	10,213
FNMA 5.5% 7-1-2033 #555591	3,958		102	34	3,890
FNMA 5.5% 6-1-2033 #555531	3,715		102	32	3,645
FNMA 5.5% 3-1-2034 #255111	2,306		71	20	2,255
FNMA 5.5% 10-1-2033 #555876	3,732		86	32	3,678
UCB-Garland 4.25% 6-30-2009	25,139			106	25,245
Disc.-Greenwood 4.25% 1-6-2010	25,149			335	25,484
Disc.-Greenwood 4.15% 1-6-2009	25,028		25,000	(28)	0
FHLM coupon 6-25-2008	82,571		83,033	462	0
FNMA 5.625% 9-21-37	49,922			1,074	50,996
FNB Olathe 4.4% 02-22-11	24,977			866	25,843
MB Financial 4.25% 07-02-10	25,070			584	25,654
Common Stock					
Pacific Telesis Corp	16,679	(1)		(2,797)	13,882
TOTAL PORTFOLIO	\$ 21,732,288	\$ 7,627,744	8,433,382	13,310	\$ 20,939,960

NOTES:

(1) Gift to Endowment - Scholarship(G.R. Kress)

Statement:

This report of the Temple College investment portfolio is in compliance with the College Investment Strategy and the Texas Public Funds Investment Act, as amended.

The College shall follow the investment strategy as set forth in the approved investment policy for the next quarterly reporting period.



A. Wayne Criswell
Vice President
Administrative Services

March 3, 2009
Date



MEMORANDUM

Office of the Vice President for Administrative Services

To: Dr. Barron &
Board of Trustees

From: Wayne Criswell

A handwritten signature in black ink, appearing to read 'Wayne Criswell'.

Date: July 9, 2009

Re: Public Funds Investment Act Disclosure, 3rd Quarter Report, FY 2009


Attached is the third quarter investment portfolio report for FY 2008-09 as required by the Public Funds Investment Act. The College employs a "buy and hold" philosophy for investment activity. While this philosophy may sacrifice some potential trading gains, it does remove most market risk in priced securities from the portfolio.

Temple College has not experienced any realized investment loss for this quarter. As indicated in the Temple College Investment Policy, safety of principal is the highest principle for public funds investments.

Statement:

This report of the Temple College investment portfolio is in compliance with the College Investment Strategy and the Texas Public Funds Investment Act, as amended.

The College shall follow the investment strategy as set forth in the approved investment policy for the next quarterly reporting period.



A. Wayne Criswell
Vice President
Administrative Services

7/10/09

Date

INVESTMENT PORTFOLIO (By Fund)
 Temple College
 May 31, 2009

<u>FUND</u>	<u>SECURITY</u>	<u>BOOK VALUE</u>	<u>MARKET VALUE</u>	<u>PAR VALUE</u>	<u>YIELD</u>	<u>MATURITY</u>
Current-Unrestricted						
Operating	Money Market-Texpool	5,016,158	5,016,158	5,016,158	0.43%	Current
	Money Market-MBIA	1,446,617	1,446,617	1,446,617	0.48%	Current
	Money Market-JPM Chase	1,119,017	1,119,017	1,119,017	0.48%	Current
Endowment-						
	GNMA II 3-20-12 #2404	993	716	690	7.00%	03/20/12
	FHLMC Multiclass 1206	112	181	169	7.00%	03/15/22
	GNMA Pool #459789	7,530	7,727	7,317	6.25%	02/15/29
	GNMA II 9-20-2030 #2975	7,412	102	95	9.00%	09/20/30
	GNMA II Pool #3248	13,949	13,452	12,945	5.50%	06/20/32
	TVA Power Bonds,1999 S.A	15,000	15,481	15,000	5.17%	05/01/29
	FNMA 6% Pool #253944	4,236	2,701	2,565	6.00%	08/01/21
	GNMA 5.5% Pool#546503	33,638	32,406	31,123	5.50%	11/15/32
	GNMA II 5.5% Pool #3360	50,346	39,829	38,352	5.50%	03/20/33
	GNMA II 5.5% Pool #3346	16,094	12,643	12,174	5.50%	02/20/33
	TVA 4.7% Electronotes	100,000	100,031	100,000	4.70%	07/15/18
	GNMA 5.5% #3488	23,157	19,656	18,936	5.50%	12/20/33
	GNMA 5.5% #3390	16,471	15,764	15,181	5.50%	05/20/33
	GNMA 5.5% 10-20-34 #3624	28,336	24,917	24,018	5.50%	10/20/34
	FNMA 5.5% 7-01-33 #555591	3,725	3,638	3,506	5.50%	07/01/33
	FNMA 5.5% 3-01-34 #255111	2,168	2,112	2,036	5.50%	03/01/34
	FNMA 5.5% 10-1-33 #555876	3,622	3,466	3,341	5.50%	10/01/33
	FNMA 6% 01-01-33 #677616	13,367	10,294	9,805	6.00%	01/01/33
	UCB Garland 4.25% 6-30-09	25,000	25,072	25,000	4.25%	06/30/09
	Disc.Greenwd.4.25% 1-6-10	25,000	25,437	25,000	4.25%	01/06/10
	FNMA 5.625% 9-21-37	50,000	50,563	50,000	5.63%	09/21/37
	FNB Olathe 4.4% 2-22-11	25,000	25,709	25,000	4.40%	02/22/11
	MB Financial 4.25% 7-2-10	25,055	25,599	25,000	4.25%	07/02/10
	Money Market-Wachovia	158,523	158,523	158,523	0.40%	Current
	Pacific Telesis Stock(A)	13,700	14,477	N/A		N/A
Plant-						
Unexpended	Money Market-Texpool	2,628,863	2,628,863	2,628,863	0.43%	Current
Debt Service	Money Market-Texpool	6,016,433	6,016,433	6,016,433	0.43%	Current
	Money Market - MBIA	0	0	0		Current
Bond Reserves	FFCB 5.75% 1-18-2011	57,378	57,057	53,000	5.75%	01/18/11
	FFCB 5.7% 7-25-2016	54,255	56,401	50,000	5.70%	07/25/16
	GNMA II 5.5% 4-20-34 #3544	47,100	44,851	43,216	5.50%	04/20/34
	FNMA 5.5% 6-01-33 #555531	3,490	3,397	3,273	5.50%	06/01/33
	Money Market - Wachovia	157,759	157,759	157,759	0.40%	Current
	Money Market-Texpool	1,167,612	1,167,612	1,167,612	0.43%	Current
	TOTAL (B)	\$18,377,116	\$18,344,661	\$18,307,724		

NOTES:

(A) Gift from donor(G.R.Kress) for scholarship endowment.Held in form given at present time.

(B) Discrepancies between Book Value and the General Ledger due to annual vs. monthly entries of principal repayments interest receipts (semi-annual), and purchases.

Temple College Portfolio Activity
For the Period March 1, 2009 - May 31, 2009

Security Type	Beginning Market Value	Purchases	Sales/ Maturities	Gain/Loss	Ending Market Value
TexPool Public Funds Investment Pool	\$ 13,675,528	\$ 2,728,382	\$ 1,574,844	\$	\$ 14,829,066
J P Morgan Chase Investment Pool	1,117,628	1,389			1,119,017
MBIA Public Funds Investment Pool	5,182,253	264,364	4,000,000		1,446,617
Money Market Funds: Wachovia Securities	321,655	19,358	24,731		316,282
Federal Agency Bonds					
GNMA II 3-20-12 #2404	783		72	5	716
FHLMC Multiclass 1206	191		8	(2)	181
GNMA Pool #459789	7,700		71	98	7,727
GNMA II 9-20-2030 Pool #2975	104			(2)	102
GNMA II Pool #3248	14,004		672	120	13,452
TVA Power Bonds, 1999 S.A.	15,648			(167)	15,481
FNMA 6% Pass Thru Pool #253944	2,803		131	29	2,701
GNMA 5.5% Pass Th Pool #546503	32,260		184	330	32,406
GNMA II 5.5% Pool #3360	41,623		2,147	353	39,829
GNMA II 5.5% Pool #3346	13,251		719	111	12,643
TVA 4.7% Electronotes	100,043			(12)	100,031
GNMA II 5.5% 12-20-2033 #3488	20,439		960	177	19,656
FFCB 5.75% 1-18-2011	57,486			(429)	57,057
FFCB 5.7% 7-25-2016	57,090			(689)	56,401
GNMA II 5.5% 4-20-2034 #3544	46,220		1,787	418	44,851
GNMA II 5.5% 5-20-2033 #3390	16,354		733	143	15,764
GNMA II 5.5% 10-20-2034 #3624	26,112		1,417	222	24,917
FNMA 6% 1-1-2033 #677616	10,213		55	136	10,294
FNMA 5.5% 7-1-2033 #555591	3,890		278	26	3,638
FNMA 5.5% 6-1-2033 #555531	3,645		271	23	3,397
FNMA 5.5% 3-1-2034 #255111	2,255		158	15	2,112
FNMA 5.5% 10-1-2033 #555876	3,678		237	25	3,466
UCB-Garland 4.25% 6-30-2009	25,245			(173)	25,072
Disc.-Greenwood 4.25% 1-6-2010	25,484			(47)	25,437
FNMA 5.625% 9-21-37	50,996			(433)	50,563
FNB Olathe 4.4% 02-22-11	25,843			(134)	25,709
MB Financial 4.25% 07-02-10	25,654			(55)	25,599
Common Stock					
Pacific Telesis Corp	13,882	(1)		595	14,477
TOTAL PORTFOLIO	\$ 20,939,960	\$ 3,013,493	5,609,475	683	\$ 18,344,661

NOTES:

(1) Gift to Endowment - Scholarship(G.R. Kress)



MEMORANDUM
Office of the Vice President for Administrative Services

To: Dr. Barron and
Board of Trustees
From: Wayne Criswell

Date: October 8, 2009

A handwritten signature in black ink, appearing to be 'Wayne Criswell', is written over the 'From:' line and extends slightly into the 'Date:' line.


Re: Fourth Quarter Investment Report

The attached investment report for the quarter of June — August, 2009 is provided as required by the Public Funds Investment Act, Government Code, Chapter 2256. The College employs a "buy-and-hold" philosophy for investments that mitigates temporary price volatility. The bulk of College operating funds are in government pools that invest in short-term U.S. Treasury and government agency securities, including repurchase agreements collateralized by U.S. Treasury Securities. The weighted average maturities of the pools cannot exceed 60 days. These pools, e.g., TexPool are managed conservatively to provide a safe, efficient, and liquid investment for Texas governments.

Statement:

This report of the Temple College investment portfolio is in compliance with the College Investment Strategy and the Texas Public Funds Investment Act, as amended.

The College shall follow the investment strategy as set forth in the approved investment policy for the next quarterly reporting period.



A. Wayne Criswell
Vice President
Administrative Services

10/12/2009
Date

INVESTMENT PORTFOLIO (By Fund)
 Temple College
 August 31, 2009

<u>FUND</u>	<u>SECURITY</u>	<u>BOOK VALUE</u>	<u>MARKET VALUE</u>	<u>PAR VALUE</u>	<u>YIELD</u>	<u>MATURITY</u>
Current-Unrestricted						
Operating	Money Market-Texpool	5,055,030	5,055,030	5,055,030	0.34%	Current
	Money Market-MBIA	2,462	2,462	2,462	0.35%	Current
	Money Market-JPM Chase	1,120,312	1,120,312	1,120,312	0.39%	Current
Endowment-						
	GNMA II 3-20-12 #2404	697	634	616	7.00%	03/20/12
	FHLMC Multiclass 1206	105	174	163	7.00%	03/15/22
	GNMA Pool #459789	7,248	7,709	7,244	6.25%	02/15/29
	GNMA II 9-20-2030 #2975	7,412	106	95	9.00%	09/20/30
	GNMA II Pool #3248	13,499	13,060	12,945	5.50%	06/20/32
	TVA Power Bonds,1999 S.A	15,000	15,960	15,000	5.17%	05/01/29
	FNMA 6% Pool #253944	4,035	2,503	2,364	6.00%	08/01/21
	GNMA 5.5% Pool#546503	33,152	32,399	30,937	5.50%	11/15/32
	GNMA II 5.5% Pool #3360	48,115	37,731	36,121	5.50%	03/20/33
	GNMA II 5.5% Pool #3346	15,268	11,855	11,348	5.50%	02/20/33
	TVA 4.7% Electronotes	100,000	100,039	100,000	4.70%	07/15/18
	GNMA 5.5% #3488	21,124	18,693	17,903	5.50%	12/20/33
	GNMA 5.5% #3390	15,580	14,925	14,289	5.50%	05/20/33
	GNMA 5.5% 10-20-34 #3624	26,670	23,326	22,352	5.50%	10/20/34
	FNMA 5.5% 7-01-33 #555591	3,435	3,360	3,215	5.50%	07/01/33
	FNMA 5.5% 3-01-34 #255111	2,025	1,978	1,893	5.50%	03/01/34
	FNMA 5.5% 10-1-33 #555876	3,265	3,223	3,084	5.50%	10/01/33
	FNMA 6% 01-01-33 #677616	12,307	10,306	9,751	6.00%	01/01/33
	Disc.Greenwd.4.25% 1-6-10	25,000	25,279	25,000	4.25%	01/06/10
	FNMA 5.625% 9-21-37	50,000	47,925	50,000	5.63%	09/21/37
	FNB Olathe 4.4% 2-22-11	25,000	25,919	25,000	4.40%	02/22/11
	MB Financial 4.25% 7-2-10	25,055	25,584	25,000	4.25%	07/02/10
	Money Market-Wells Fargo	201,062	201,062	201,062	0.03%	Current
	Pacific Telesis Stock(A)	13,700	15,213	N/A		N/A
Plant-						
Unexpended	Money Market-Texpool	2,030,704	2,030,704	2,030,704	0.34%	Current
Debt Service	Money Market-Texpool	5,222,712	5,222,712	5,222,712	0.34%	Current
	Money Market - MBIA	0	0	0		Current
Bond Reserves	FFCB 5.75% 1-18-2011	55,378	56,624	53,000	5.75%	01/18/11
	FFCB 5.7% 7-25-2016	52,255	56,463	50,000	5.70%	07/25/16
	GNMA II 5.5% 4-20-34 #3544	41,906	42,244	40,467	5.50%	04/20/34
	FNMA 5.5% 6-01-33 #555531	3,158	3,115	2,981	5.50%	06/01/33
	Money Market - Wells Fargo	162,968	162,968	162,968	0.03%	Current
	Money Market-Texpool	1,167,612	1,167,612	1,167,612	0.34%	Current
	TOTAL (B)	\$15,583,251	\$15,559,209	\$15,523,630		

NOTES:

(A)Gift from donor(G.R.Kress) for scholarship endowment.Held in form given at present time.

Temple College Portfolio Activity
For the Period June 1, 2009 - August 31, 2009

Security Type	Beginning Market Value	Purchases	Sales/ Maturities	Gain/Loss	Ending Market Value
TexPool Public Funds Investment Pool	\$ 14,829,066	\$ 2,867,655	\$ 4,220,663	\$	\$ 13,476,058
J P Morgan Chase Investment Pool	1,119,017	1,295			1,120,312
MBIA Public Funds Investment Pool	1,446,617	115,845	1,560,000		2,462
Money Market Funds: Wells Fargo Advisors	316,282	58,826	11,078		364,030
Federal Agency Bonds					
GNMA II 3-20-12 #2404	716		74	(8)	634
FHLMC Multiclass 1206	181		7	0	174
GNMA Pool #459789	7,727		72	54	7,709
GNMA II 9-20-2030 Pool #2975	102			4	106
GNMA II Pool #3248	13,452		450	58	13,060
TVA Power Bonds, 1999 S.A.	15,481			479	15,960
FNMA 6% Pass Thru Pool #253944	2,701		201	3	2,503
GNMA 5.5% Pass Th Pool #546503	32,406		186	179	32,399
GNMA II 5.5% Pool #3360	39,829		2,231	133	37,731
GNMA II 5.5% Pool #3346	12,643		825	37	11,855
TVA 4.7% Electronotes	100,031			8	100,039
GNMA II 5.5% 12-20-2033 #3488	19,656		1,033	70	18,693
FFCB 5.75% 1-18-2011	57,057			(433)	56,624
FFCB 5.7% 7-25-2016	56,401			62	56,463
GNMA II 5.5% 4-20-2034 #3544	44,851		2,749	142	42,244
GNMA II 5.5% 5-20-2033 #3390	15,764		891	52	14,925
GNMA II 5.5% 10-20-2034 #3624	24,917		1,666	75	23,326
FNMA 6% 1-1-2033 #677616	10,294		54	66	10,306
FNMA 5.5% 7-1-2033 #555591	3,638		291	13	3,360
FNMA 5.5% 6-1-2033 #555531	3,397		292	10	3,115
FNMA 5.5% 3-1-2034 #255111	2,112		143	9	1,978
FNMA 5.5% 10-1-2033 #555876	3,466		257	14	3,223
UCB-Garland 4.25% 6-30-2009	25,072		25,000	(72)	0
Disc.-Greenwood 4.25% 1-6-2010	25,437			(158)	25,279
FNMA 5.625% 9-21-37	50,563			(2,638)	47,925
FNB Olathe 4.4% 02-22-11	25,709			210	25,919
MB Financial 4.25% 07-02-10	25,599			(15)	25,584
Common Stock					
Pacific Telesis Corp	14,477	(1)		736	15,213
TOTAL PORTFOLIO	\$ 18,344,661	\$ 3,043,621	5,828,163	(910)	\$ 15,559,209

NOTES:

(1) Gift to Endowment - Scholarship(G.R. Kress)