

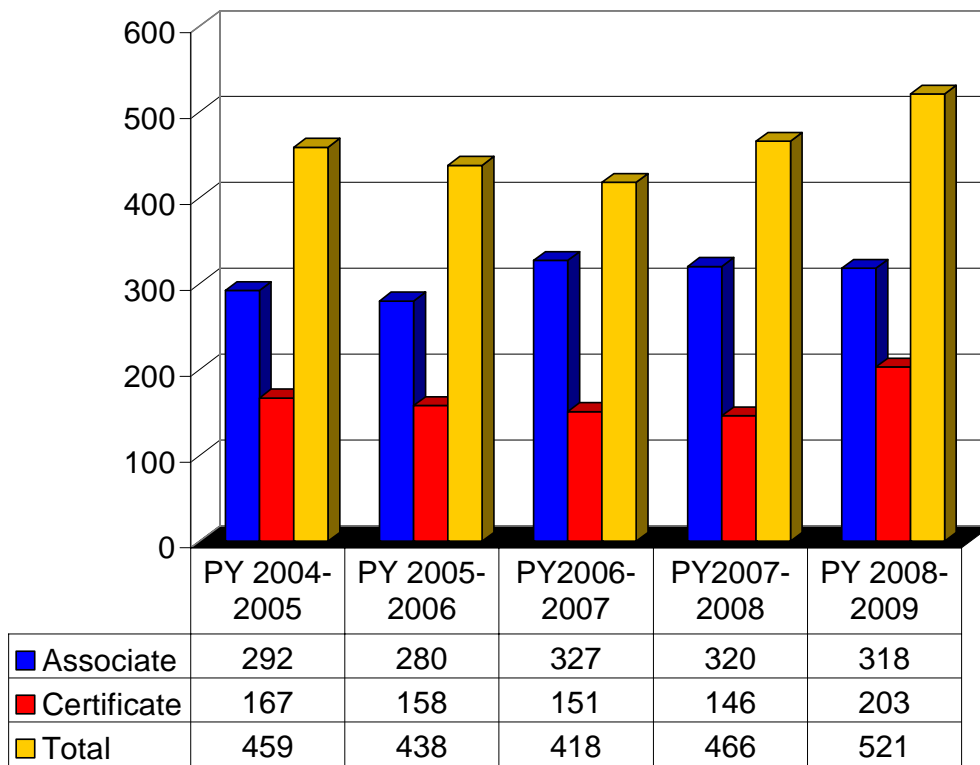
# Temple College Student Outcomes – Five Year Trends

## *Degrees Awarded*

### 2009 Award Level, Gender, and Ethnic Origin

|                     | Associate Academic | Associate Technical | Associate Tech-Prep | Certificate Technical | Certificate Tech-Prep |
|---------------------|--------------------|---------------------|---------------------|-----------------------|-----------------------|
| Male                | 65                 | 13                  | 19                  | 43                    | 8                     |
| Female              | 94                 | 90                  | 37                  | 140                   | 12                    |
| White               | 99                 | 73                  | 31                  | 108                   | 12                    |
| Black, Non-Hispanic | 27                 | 11                  | 12                  | 38                    | 2                     |
| Hispanic            | 27                 | 14                  | 10                  | 30                    | 5                     |
| Asian               | 4                  | 3                   | 2                   | 4                     | 0                     |
| American Indian     | 2                  | 1                   | 1                   | 2                     | 1                     |
| International       | 0                  | 1                   | 0                   | 1                     | 0                     |
| <b>Total</b>        | <b>159</b>         | <b>103</b>          | <b>56</b>           | <b>183</b>            | <b>20</b>             |

### Total Degrees and Certificates



Source: CBM 009

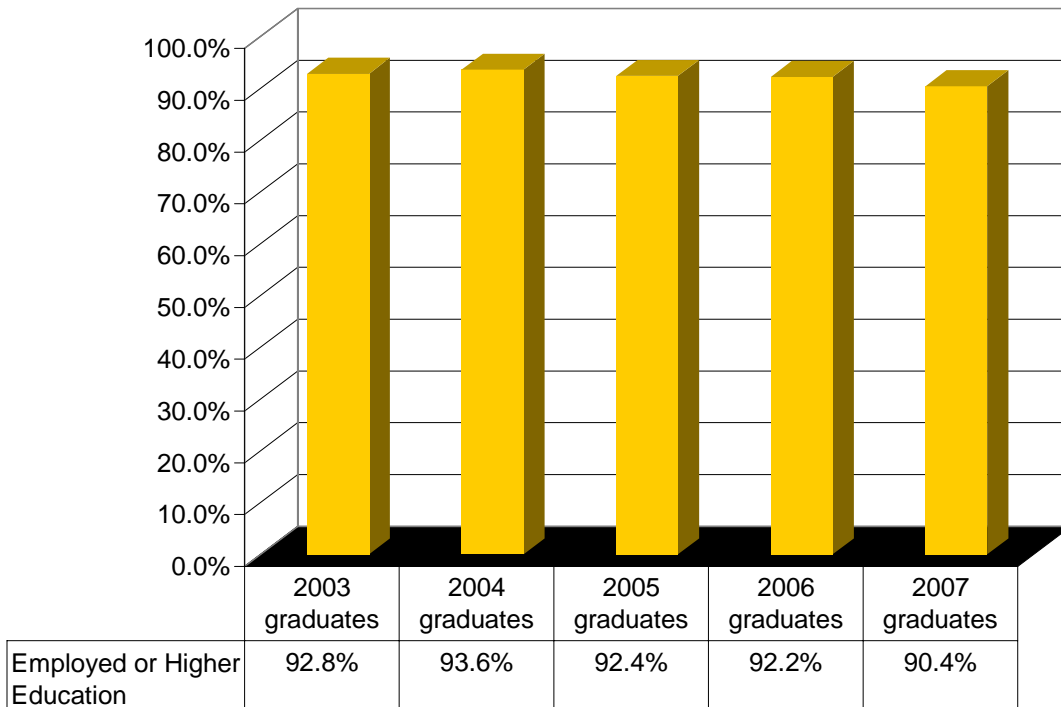
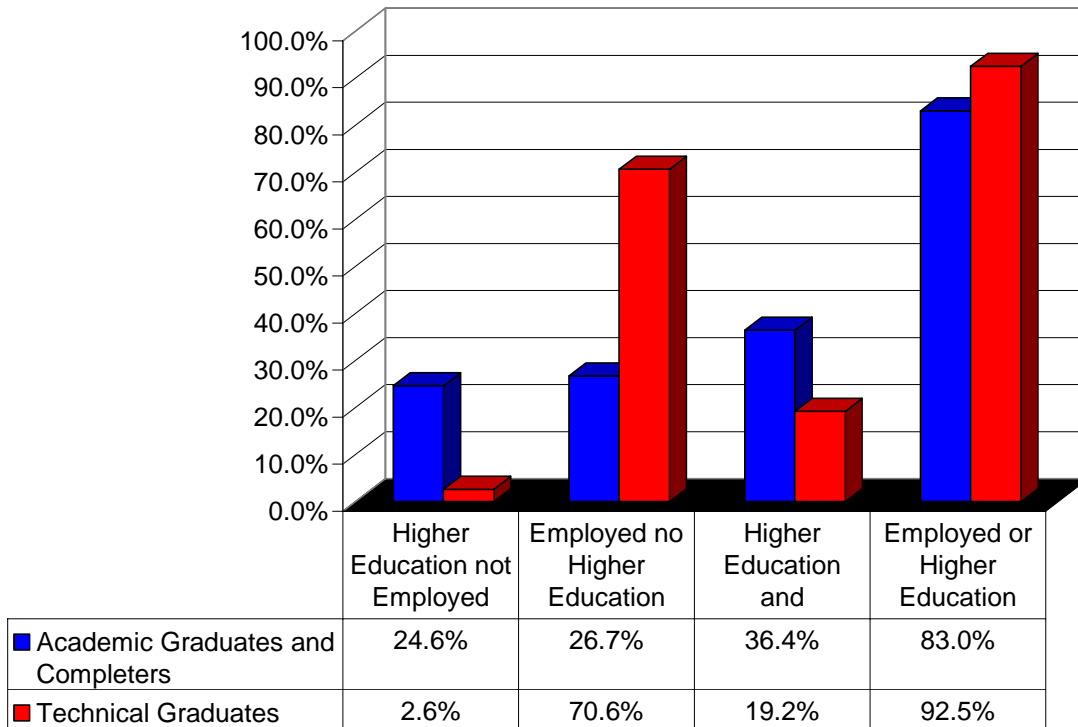
## Temple College Student Outcomes – Five Year Trends

| <b>Degrees and Certificates by Curriculum</b> | <b>2009</b> | <b>2008</b> | <b>2007</b> | <b>2006</b> | <b>2005</b> |
|---|-------------|-------------|-------------|-------------|-------------|
| General Studies                               | 103         | 136         | 98          | 108         | 102         |
| Business and Management                       | 87          | 72          | 68          | 61          | 76          |
| Licensed Practical Nurse                      | 86          | 64          | 87          | 61          | 59          |
| Registered Nurse Training (RN)                | 66          | 50          | 62          | 45          | 45          |
| Emergency Medical Technology                  | 34          | 20          | 7           | 7           | 8           |
| Computer Information Systems                  | 20          | 27          | 14          | 17          | 30          |
| Respiratory Care Therapy                      | 20          | 15          | 6           | 12          | 13          |
| Criminal Justice                              | 16          | 18          | 13          | 23          | 18          |
| Surgical Technology                           | 15          | 17          | 11          | 8           | 12          |
| Dental Hygiene                                | 11          | 9           | 9           | 11          | 11          |
| Drafting and Design Technology                | 10          | 3           | 17          | 8           | 12          |
| Child Development                             | 10          | 6           | 7           | 14          | 8           |
| Education                                     | 7           | 3           | 9           | 24          | 23          |
| Biotechnology Technician                      | 5           | 2           | 0           | 0           | 0           |
| Psychology                                    | 5           | 5           | 0           | 0           | 0           |
| Biological Sciences                           | 4           | 1           | 4           | 2           | 4           |
| Health and Physical Education                 | 4           | 2           | 0           | 0           | 0           |
| Cartography                                   | 3           | 3           | 1           | 3           | 13          |
| Engineering                                   | 2           | 1           | 3           | 2           | 0           |
| Sociology                                     | 2           | 1           | 0           | 0           | 0           |
| Art   | 2           | 2           | 1           | 0           | 2           |
| Music   | 2           | 3           | 0           | 0           | 0           |
| Spanish Language and Literature               | 1           | 0           | 0           | 0           | 0           |
| Pre-Law Studies                               | 1           | 1           | 0           | 0           | 0           |
| English Language and Literature               | 1           | 0           | 0           | 3           | 2           |
| Mathematics                                   | 1           | 1           | 0           | 0           | 0           |
| Chemistry                                     | 1           | 0           | 0           | 0           | 0           |
| Pre-Medical                                   | 1           | 1           | 0           | 0           | 0           |
| History, General                              | 1           | 0           | 1           | 4           | 0           |
| Agricultural Business Technology              | 0           | 1           | 0           | 0           | 1           |
| Industrial Technology                         | 0           | 0           | 0           | 0           | 3           |
| Fire Science                                  | 0           | 0           | 0           | 25          | 9           |
| Economics                                     | 0           | 0           | 0           | 0           | 0           |
| Automotive Technology                         | 0           | 0           | 0           | 0           | 1           |
| Speech/Drama and Theatre Arts                 | 0           | 1           | 0           | 0           | 0           |
| Medical Laboratory Technician                 | 0           | 0           | 0           | 0           | 7           |
| Pre-Nursing                                   | 0           | 1           | 0           | 0           | 0           |
|   | 521         | 466         | 418         | 438         | 459         |

Source: CBM 009

# Temple College Student Outcomes – Five Year Trends

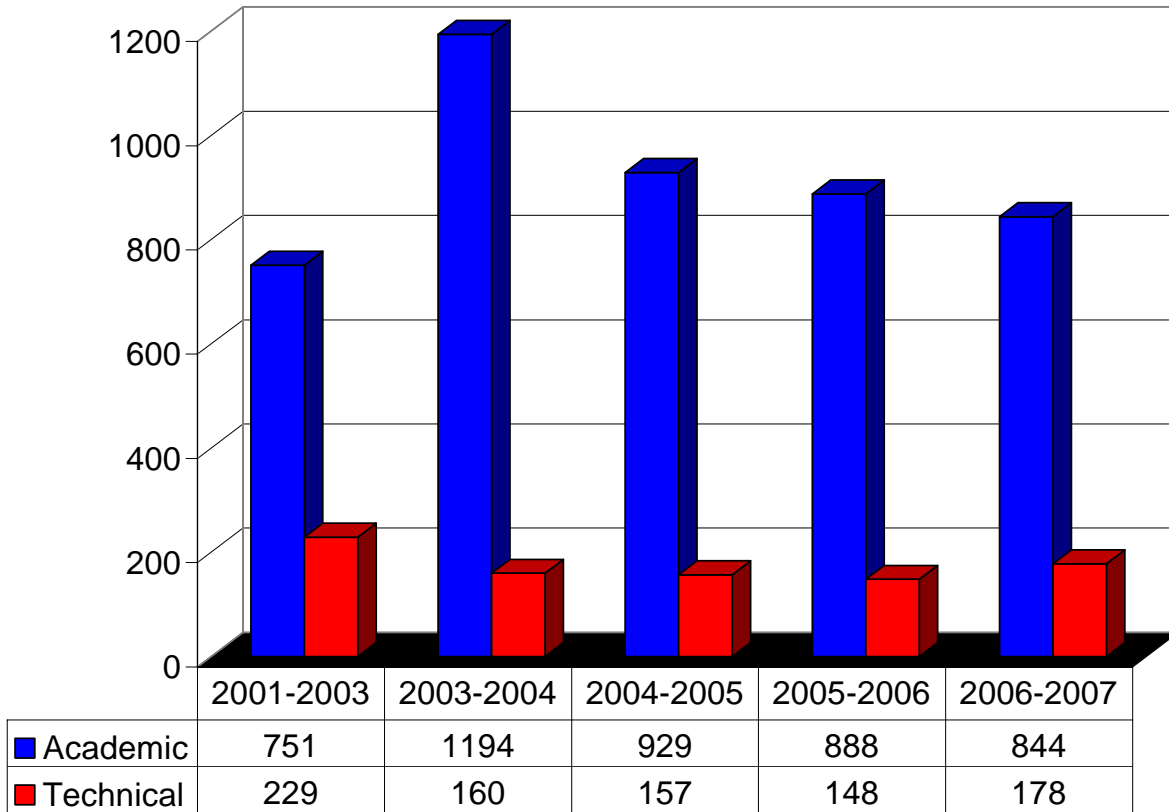
## *Student Follow-up (2006-2007 graduates)*



Source: THECB/ASALFS

# Temple College Student Outcomes – Five Year Trends

## Students Pursuing Additional Higher Education



## Top ten receiving public universities for Temple College transfer students and graduates

|   | <i>Rank 2007</i> | <i>Rank 2006</i> | <i>Rank 2005</i> | <i>Rank 2004</i> | <i>Rank 2003</i> |
|---|------------------|------------------|------------------|------------------|------------------|
| 1. Texas A&M University                   |                  | 1                | 1                | 1                | 1                |
| 2. Texas State University                 |                  | 3                | 3                | 2                | 3                |
| 3. Tarleton State University              |                  | 2                | 2                | 3                | 2                |
| 4. The University of Texas at Austin      |                  | 4                | 5                | 4                | 4                |
| 5. Sam Houston State University           |                  | 7                | 4                | 5                | 7                |
| 6. Texas Tech University                  |                  | 5                | 6                | 6                | 6                |
| 7. The University of Texas at San Antonio |                  | 10               | 11               | 12               | 12               |
| 8. University of North Texas              |                  | 6                | 8                | 7                | 5                |
| 9. The University of Texas at Arlington   |                  | 8                | 7                | 9                | 11               |
| 10. Texas A&M University-Corpus Christi   |                  | 12               | 12               | 12               | 8                |

Source: THECB/ASALFS