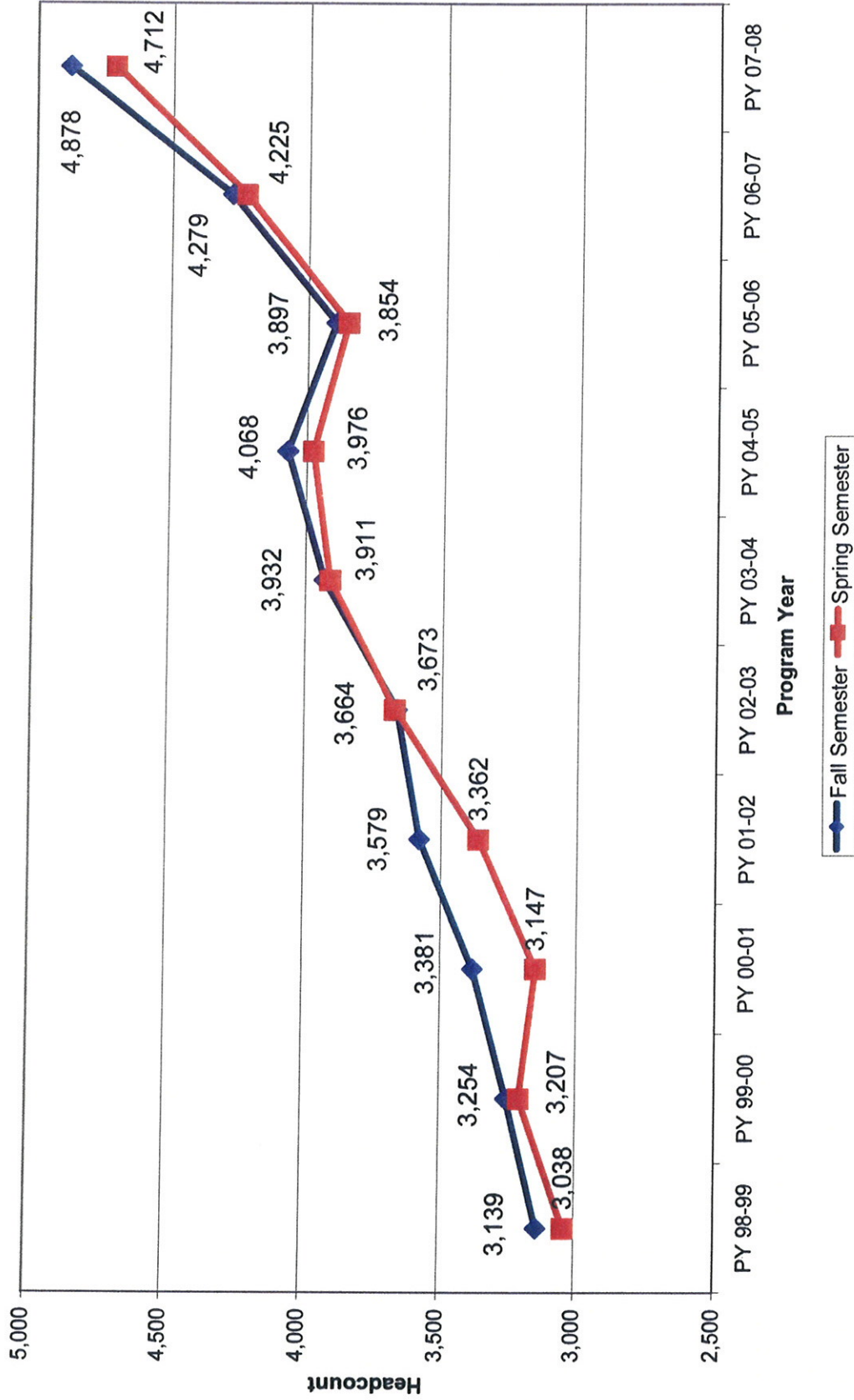



**Temple College Enrollment:  
Unduplicated Headcount as Reported on the CBM001**



### Charts to Show Temple College's Stability


Total Net Assets		
2005-06	2006-07	2007-08
14,128,255	15,787,187	18,019,242



(See Schedule D of Audit)

Total Net Assets have increased over the past several years due to TC's growth.

Unrestricted Net Assets		
2005-06	2006-07	2007-08
4,960,908	5,169,079	5,980,950



(See Schedule D of Audit Unrestricted Only)

These assets are available for operations and have grown each year.

Current Ratio	2005-06	2006-07	2007-08
Current Assets	15,765,707	29,312,068	26,739,159
Current Liabilities	6,279,091	9,817,436	12,665,077
	2.5	3	2.11

Exhibit 1 Current Only	2005-06	2006-07	2007-08
Cash & Equivalents	987,979	2,164,442	2,054,943
Accounts Payable	1,039,187	3,287,313	5,372,990

A change in method of reporting student accounts is one reason for the significant change in liabilities. Now the amounts due from students are shown as receivables and amounts due to students are shown as payables. Prior to 2006-07 the net amount was shown as a receivable. Due to timing issues student aid must be applied to the student accounts prior to year end but balances on these accounts are not paid until later.

The accounts payable amount in 2007-2008 was due to a large outstanding construction invoice and a large increase in financial aid.